
CATALOGUE

Ty-Rap® Fastening solutions

Easily bundle, secure and
manage your cables

Ty-Rap®



—

First developed to solve the problem of bundling the miles of wiring found inside commercial aircrafts, Ty-Rap® cable ties can now be found virtually everywhere – from high performance racing engines to backyard tool sheds. Self-fastening and extremely durable in demanding applications, the ground-breaking design of the Ty-Rap® cable tie demonstrates how to solve a complex problem with simple technology.

Table of contents

004–005	Introduction to Ty-Rap®
006–007	Cable tie selection guide
008–009	Environmental considerations, storage & installation
010–033	Ty-Rap® high performance cable ties
034–035	Deltec® cable tie and support system
036–045	Special ties
046–063	Ty-Met™ stainless steel cable ties
064–078	All plastic cable ties
079–085	Integrated Mounting and Specialty Fastening
086–125	Ty-Rap® and Ty-Fast® Fastening Accessories
126–133	Cable sleeves and spiral wraps
134–143	Cable tie tooling
144–159	Material specifications
160–166	Index

Ty-Rap®

Fastening solutions, how it all started

When you choose a Ty-Rap® cable tie, you can count on quality, longevity, performance and innovation to make your work easier.

First developed to solve the problem of bundling the miles of wiring found inside commercial aircraft, Ty-Rap® cable ties can now be found virtually everywhere – from high performance racing engines to backyard tool sheds. Self-fastening and extremely durable in demanding applications, the ground-breaking design of the Ty-Rap® cable tie demonstrates how to solve a complex problem with simple technology.

The marine-grade stainless steel locking device inside the tie head provides proven performance for more resilience to the elements and easier installation. Ty-Rap® has a cable tie offering for the most adverse conditions: humidity, heat, cold, UV radiation, aggressive chemicals, radiation and other harsh conditions.

Engineered for labor savings and high performance, Ty-Rap® cable ties are commonly used in a variety of applications.

For the cable tie, the proverbial light bulb came on over Maurus Logan's head while touring a Boeing aircraft manufacturing facility in 1956. Aircraft wiring was a cumbersome and detailed undertaking, involving thousands of feet of wire organized on sheets of 50-foot long plywood and held in place with knotted, waxcoated, braided nylon cord. Each knot had to be pulled tight by wrapping the cord around one's finger which sometimes cut the operator's fingers until they developed thick calluses or 'hamburger hands'. Logan was convinced there had to be an easier, more forgiving, way to accomplish this critical task. For the next couple of years, Logan experimented with various tools and materials.

On June 24 1958, a patent for the longlasting, easy-to-use Ty-Rap® cable tie was issued. The rest, as they say, is history.



“My dad didn't have a lot of formal education, but he was the most ingenious person I have ever met”, said Robert Logan, Maurus' son. “He never thought the customary way of doing things was good enough and when he looked at anything, he thought about ways to improve it. The invention of the cable tie is an excellent example of how he worked.”

Robert Logan, son of Maurus Logan
Ty-Rap® Inventor

Ty-Rap® high performance cable ties

Introduction

First patented in 1958 as a way to bundle wiring in airplanes, the Ty-Rap® cable tie brand remains a benchmark of excellence and innovation in wire management.

ABB's broad offering of Ty-Rap® cable ties makes the task of fastening, bundling, clamping and managing wires easier and quicker for industrial applications, construction, communications, utility and OEM professionals, as well as home improvement specialists and do-it-yourself enthusiasts. When strength, aesthetics, reliability and performance are required, knowledgeable professionals turn to Ty-Rap® – the original source for cable ties and accessories.

What gives a Ty-Rap® cable tie its exceptional strength? The corrosion-resistant, non-magnetic stainless steel locking barb in its head grips tightly and allows for a completely adjustable fit. Its raised tail makes it easy to pick up, even with gloved hands. And the easy-grip tail surface makes it easy to pull tight, even in wet or cold conditions.

Engineered for high-performance, Ty-Rap® cable ties are available in standard nylon or in materials that are specially formulated to withstand the most adverse conditions, from UV exposure to extreme cold or heat. They have even been designed to withstand the rigors of space.

Ty-Rap® cable ties – The right choice when performance really matters.

ABB is a leading power and automation technology group, active in more than 100 countries with about 150,000 employees worldwide.

ABB's portfolio includes the following product lines and flagship brands:

- Wire & Cable Management – Ty-Rap® and Ty-Met® cable ties, Shrink-Kon® heat shrink, T&B Cabletray
- Cable Protection Systems – nylon & metallic incl. brands: PMA, Adaptaflex, Kopex, Harnessflex
- Low Power Connection & Control – Furse lightning & surge protection, Elastimold, Joslyn Hi-Voltage
- Emergency lighting – emergency lighting, battery systems incl. VanLien, Kaufel, Emergi-Lite brands
- Hazardous location products – DTS explosion proof light & boxes, Kopex-Ex conduits & fittings



Ty-Rap® the perfect fastening solution where performance really matters
All-in-one tool for fastening, bundling clamping and managing cable.



Product selection guide




























How to choose the right fastener

Demanding applications



Type	Ty-Rap® Heat stabilized	Ty-Rap® Heat stabilized + UV-resistant	Ty-Rap® Heat reactive	Ty-Rap® Extra high temperatures	Ty-Rap® Flame retardant	Ty-Rap® Low Smoke	Ty-Rap® UV-resistant black	Ty-Rap® Extreme Outdoor
	High temperatures				Smoke & flame resistance		UV resistance	
Applications	Transportation, Automotive	Transportation, Automotive	Visual safety indicator, MRO, HVAC. Activation temp. 40- 49°C	Transportation, Automotive	Rail, Aerospace HVAC	HVAC plenum installations High-performance smoke & flame requirements	Outdoor	Solar, Transportation
Material	HS PA6.6	PA6.6HSIUUV	HR PP	HT PA6.6	FR PA6.6	ECTFE	UV PA6.6	UV PA12
Product series	TYH*M	TY*MX-A	TYHR*M	TYHT* M	TY*MFR	TYV* M	TY*MX	TYC*MX
Max. product series	780N	540N	265N	540N	540N	220N	780N	378N
Operating temperature	-60 to 105°C	-60 to 105°C	0 to 80°C	-60 to 150°C	-20 to 65°C	-60 to 160°C	-60 to 105°C	-40 to 105°C
Max length	770mm	340mm	360mm	617mm	360mm	185mm	1140mm	760mm
Max wire bundle diameter	229mm	100mm	100mm	177mm	100mm	44mm	330mm	228mm
UV-resistance	●	● ● ●	-	●	●	● ● ● ● ●	● ● ●	● ● ● ●
UL flammability rating	V-2	V-2	HB	V2	V-0	V-0	V-2	V-2
Colors								
Easy to install	● ● ● ●	● ● ● ●	● ● ● ●	● ● ● ●	● ● ● ●	● ● ● ●	● ● ● ●	● ● ● ●
Installation tools	ERG50 ERG120	ERG50 ERG120	ERG50 ERG120	ERG50 ERG120	ERG50 ERG120	ERG50 ERG120	ERG50 ERG120	ERG50 ERG120
See page	21	16	24	23	25	28	31	22

See material specifications section on pages 142 to 157.
 * See product code structure page 12 for the right suffix.

Demanding applications					Simplicity & design		
							
Ty-Rap® Chemical Resistant	Ty-Rap® Extreme Environment	Ty-Rap® Detectable	Deltec®	Ty-Met®	Ty-Rap®	Ty-Fast®	Col-Ty®
	Chemical resistance	Contaminant Resistance	Utilities & telecom	Extreme environments	Customization & performance	Essential	UV resistance Double headed
Chemical processing, Autoclave sterilizing	Nuclear, Power plants, Space industry, Environments with risk of smoke generation	Food and beverage, Cosmetic, Any business using detection equipment	Utilities, Packaging	Marine, Rail, Oil & gas, Industrial	Standard applications	OEM, General bundling	Outdoor, Industrial
Polypropylene	ETFE	DET PA6.6 DET PP	Acetal +UV	Stainless Steel	PA6.6	PA6.6	UV PA12
TYP*MX	TYZ*M	TY*M*-NDT TY*M*-PDT	TYD-*, CSS*	YLS-*-* RS-*-* SS-*-* YLD-*-*	TY*M*	TY*	CTP*
265N	540N	540N	1100N	4000N	780N	1100N	600N
-60 to 80°C	-60 to 170°C	-60 to 85°C -40 to 85°C	-40 to 85°C	-40 to 300°C	-60 to 85°C	-40 to 85°C	-40 to 80°C
360mm 100mm	360mm 100mm	360mm 100mm	305m 4m	1400mm 425mm	1143mm 330mm	1200mm 380mm	760mm 220mm
● ● ● ●	● ● ● ● ● ●	● ●	● ● ● ● ● ●	● ● ● ● ● ●	● ● ●	● ●	● ● ● ● ● ●
HB	V-0	HB	HB	Absolutely fireproof	V-2	V-2, V-0	HB
				 	         	 	
● ● ● ●	● ● ● ● ● ●	● ● ● ● ● ●	● ● ● ●	●	● ● ● ● ● ●	● ● ● ● ● ●	● ● ● ● ● ● ● ● ● ● ● ●
ERG50 ERG120	ERG50 ERG120	ERG50 ERG120	WT3D	DAS-250 CT3	ERG50 ERG120	ERG50 ERG120	No tool needed
30	29	32	34	46	19	66	81

Environmental considerations

Impact on product life



Chemical resistance

ABB Fastening Products are developed to meet the needs of a variety of demanding environments. Whether a chemical processing facility, nuclear power plant, or the wash-down in food processing, there is a range of material choices that will extend the fastener's life and avoid costly maintenance or the introduction of foreign debris.



Hot / cold resistance

No matter the installation, there is an ABB Fastening Product to meet the need. From the hot chambers in engine compartments to the extreme cold of winter, the unique design and performance of our products offer some of the broadest range of operating temperatures and lowest installation temperatures.



UV resistance

UV radiation is a formidable force that has a damaging effect on nearly everything it touches. ABB Fastening Products are formulated to withstand a variety of conditions from desert to rainforest.





Storage and installation

Impact on product performance



Moisture Resistance

Most fastening products are made with variants of nylon because nylon offers a great combination of flexibility, strength, durability and economical pricing. Nylon, like many materials, absorbs and releases moisture depending on the external relative humidity. This can have a detrimental impact on the durability of cable ties. If the moisture content gets too low, cable ties become brittle and can break during installation.

ABB Fastening Products addresses those challenges by using high grades of nylon and offers products in moisture resistant materials for easier installation and resilience in cold or dry conditions.



Storage

For best results, fastening products should be stored in the sealed packaging until used and should not be stored in direct sunlight or near a heat source. Ideal storage conditions are 23°C and 50% relative humidity.



Installation

For best results, a compatible ABB Cable Tie Installation Tool should be used to fasten and trim cable ties. Installations must always be tested on the application to ensure proper interaction with the bundle as the type of installation and environmental conditions will vary greatly and impact performance. A properly installed cable tie will be tightened and trimmed so the tail remains flush to the cable tie head. If the tail retracts more than 1mm inside the head, the cable tie has been tightened more than recommended and may cause premature failure.



Ty-Rap® high performance cable ties

Features and benefits

When strength, aesthetics, reliability and performance are required, knowledgeable professionals turn to the original and the best source for cable ties and accessories. Ty-Rap® fastening systems include a full range of cable ties, identification ties, clamps, mounting bases, harnessing aids and installing tools.

Using Ty-Rap® fastening systems for any bundle application will improve the reliability of the installation, effectively reducing the total cost of ownership. Ty-rap's carefully designed features will also speed installation and provide the highest level of precision, safety and comfort.

Safety and reliability

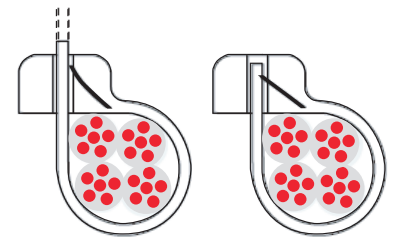
The oval head with rounded edges protects adjacent bundles and improves product life.

Durability

Solid body construction reduces stress points, increasing durability.


"The Grip of Steel"

Corrosion resistant marine grade stainless steel barb provides secure lock.



Protects bundle

The smooth, rounded body with molded ribs and stipples firmly grips the bundle while protecting conductors from damage.



Easy handling

The turned up tail makes orientation and handling easy, even in blind installations or tight locations.

Easy installation

The specially designed thin tail with grips makes installing the ties easy, even when wearing gloves.

Extensive range of approvals and certifications:

Lloyd's Register of Shipping, DNV-GL, Mil Specification, American Bureau of Shipping (ABS), CE declaration, compliant to the low voltage directive, EN/IEC 62275, UL 62275, CSA 62275, MS3367/3368 and EN45545.



Wide range of size combinations: several lengths up to 1143mm, in 6 typical widths with a tensile strength up to 780N, to fasten cable bundles with a diameter up to 330mm.

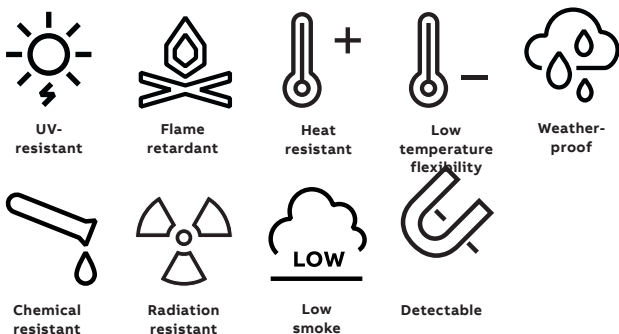
Different types of packaging, including the unique "workbench boxes" for fast working without problems or losses. Recyclable packaging for a better contribution to the environment.


Performance Installation Tools: Industry-leading tools tighten and cut the loose end of cable ties with precision for repeatable, consistent installations that leave a safe, clean edge.

Outstanding range of special ties, all with the famous stainless steel locking device: ties with mounting hole or integrated peg/nail, panel mounting ties, identification ties with integrated label.

Most extensive choice of special materials: in addition to Polyamide 6.6 (standard, UV-resistant, heat stabilized, flame retardant, heat stabilized / UV-resistant), Polyamide 4.6 (extra high temperature) and Polyamide 12, the Ty-Rap® ties are available in Polypropylene, Fluoropolymer (ECTFE), Fluoropolymer (ETFE) and the recently introduced Detectable Polyamide 6.6 and Detectable Polypropylene. UL 94 V-0, UL 94 V-2 and UL 94 HB.

Broad range of mounting bases and accessories. Bundling the wire is just one step. ABB offers a wide range of solutions to mount the bundle to a variety of applications as well as specialty solutions for clamping and protecting wire, cable, tube and hoses.





Ty-Rap® high performance cable ties

Product code structure

Tie

Dimension code

TY

XXXXM



TY

C

5

25M

X

R



Material

Packaging size

Material

Rack Bag with Euroslot

Color

Blank	Standard, Polyamide 6.6	Blank	Standard, 1000 / 500 pieces	X	UV-resistant black	Blank	Natural
H	Heat-stabilized Polyamide 6.6 (+105°C)	B	Workbench box 1000 pieces	X-A	UV-resistant black and heat stabilized (+105°C)	X	Black
HT	High temperature resistant Polyamide 4.6 (+150°C)	5	Small bags 100/50/25/10 pieces	FR	Flame-retardant according to UL 94 V-0	1	Brown
C	Polyamide 12			-NDT	Detectable Polyamide 6.6	2	Red
P	Polypropylene			-PDT	Detectable Polypropylene	3	Orange
Z	ETFE Fluoropolymer			-RW	Railway certified	4	Yellow
V	ECTFE Fluoropolymer					5	Green
HR	Heat reactive, color changing polypropylene					6	Blue
						7	Purple
						8	Gray
						10	White
						CLRS	Multi-pack
						X-0	Military black
						9	Military natural

Note: Nylon (Polyamide) is inherently susceptible to environmental conditions. Ty-Rap® cable ties are moisturized to optimum performance levels at machine-side and should be stored in cool dry areas out of direct sunlight. Cable ties are packaged in plastic bags to contain moisture and should remain sealed until ready for use.

Ty-Rap® high performance cable ties

Polyamide 6.6 cable ties – Natural



Characteristics

- Standard (Polyamide 6.6), to cover most indoor applications
- Several lengths and 6 typical widths with a tensile strength up to 780N, to cover the most demanding applications
- Packaging: OEM bulk quantities in recyclable polythene bags
- Also available in workbench boxes (see page 18)
- R = Rack bag with Euroslot
- Mounting bases available

Technical information

- Material - Molding: Polyamide 6.6
- Material - Locking barb: 316 grade stainless steel
- Temperature range: -60°C to +85°C
- Min. Installation Temp.: -20°C
- Color: Natural
- Flammability rating: UL 94 V-2
- Other properties: Halogen free, Silicone free

Polyamide 6.6 cable ties – Natural



Product code	GID No.	Bundle ø from ... to [mm]	Length L [mm]	Width W [mm]	Min. tensile strength [N]	Pack quantity [pieces]
Standard pack size						
TY523MR	7TCG009030R0085	1,5 - 16	92	2,3	80	100
TY52315M	7TAG009020R0050	1,3 - 32	178	2,3	80	100
TY5232MR	7TCG009030R0080	1,5 - 51	203	2,3	80	100
TY5234M	7TAG009020R0052	1,5 - 102	356	2,3	80	100
TY524MR	7TCG009110R0026	2 - 35	140	3.6	180	100
TY5242MR	7TCG009110R0021	2 - 51	208	3.6	180	100
TY526MR	7TCG009450R0177	2 - 76	284	3.6	130	100
TY5244MR	7TCG009110R0023	2 - 102	368	3.6	130	100
TY525MR	7TCG009200R0021	3 - 48	186	4.8	220	100
TY5253MR	7TCG009200R0017	3 - 78	290	4.8	220	100
TY528MR	7TCG009450R0183	3 - 102	361	4.8	220	100
TY5271MR	7TCG009450R0180	6 - 31	150	6.9	540	50
TY5272MR	7TCG009460R0102	6 - 51	223	6.9	540	50
TY527MR	7TCG009310R0017	6 - 102	340	7,0	540	50
TY5275M	7TAG009290R0004	6 - 127	457	7,0	540	50
TY5277M	7TAG009290R0005	6 - 177	617	7,0	540	50
TY529M	7TAG009280R0004	6 - 229	771	6,9	540	50
TY53510M	7TCG009380R0001	to 254	889	8,2	780	50
TY54513M	7TCG009380R0003	to 330	1143	8,2	780	50

* Add "-9" for items certified to MS3367. See page 147 for more details.

Description of product code structure: see page 13.

Description of materials and properties: see pages 144 to 159.

Some approvals may not be applicable to all product codes. Contact your Sales Office for approvals limitations.

Mounting bases overview/segmentation tables see pages 88 to 109.

Tooling



ERG50

For use with 2,3mm to 4,8mm (80N to 220N) cable ties. See page 136.



ERG120


For use with 4.8mm to 7,6mm (220N to 540N) cable ties. See page 136.



WT3D

For use with 4,8mm to 12,7mm (220N to 1110N) cable ties. See page 136.

Dimensions



Ty-Rap® high performance cable ties

Polyamide 6.6 cable ties – Natural



Polyamide 6.6 cable ties – Natural

Product code	GID No.	Bundle ø from ... to [mm]	Length L [mm]	Width W [mm]	Min. tensile strength [N]	Pack quantity [pieces]
Bulk pack size						
TY23M	7TAG009040R0009	1,5 - 16	92	2,3	80	1000
TYB2315M	7TAG009050R0002	1,3 - 32	178	2,3	80	1000
TY232M	7TAG009040R0005	1,5 - 51	203	2,3	80	1000
TY234M	7TAG009050R0000	1,5 - 102	356	2,3	80	1000
TY24M	7TAG009130R0007	2 - 35	140	3,6	180	1000
TY242M	7TAG009120R0000	2 - 51	208	3,6	180	1000
TY26M	7TAG009120R0002	2 - 76	284	3,6	134	1000
TY244M	7TCG009130R0005	2 - 102	368	3,6	130	1000
TY25M	7TAG009210R0042	3 - 48	186	4,8	220	1000
TY253M	7TAG009220R0001	3 - 78	290	4,8	220	1000
TY28M	7TAG009210R0048	3 - 102	361	4,8	220	1000
TY271M	7TCG009450R0162	6 - 31	150	6,9	540	500
TY272M	7TAG009340R0002	6 - 51	223	6,9	540	500
TY27M	7TAG009320R0003	6 - 102	340	7,0	540	500
TY275M	7TAG009330R0009	6 - 127	457	7,0	540	500
TY277M	7TAG009340R0003	6 - 177	617	7,0	540	500
TY29M	7TAG009330R0012	6 - 229	771	6,9	540	500

* Add "-9" for items certified to MS3367. See page 147 for more details.
 Description of product code structure: see page 13.
 Description of materials and properties: see pages 144 to 159.
 Some approvals may not be applicable to all product codes. Contact your Sales Office for approvals limitations.
 Mounting bases overview/segmentation tables see pages 88 to 109.

Tooling



ERG50
 For use with 2,3mm to 4,8mm (80N to 220N) cable ties. See page 136.




ERG120
 For use with 4,8mm to 7,6mm (220N to 540N) cable ties. See page 136.



WT3D
 For use with 4,8mm to 8,2mm (220N to 780N) Cable ties. See page 136.

Dimensions



Ty-Rap® high performance cable ties

Polyamide 6.6 cable ties – UV-resistant black



Characteristics

- UV-resistant
- Recommended for outdoor applications
- Several lengths and 6 typical widths with a tensile strength up to 780N, to cover the most demanding applications
- Packaging: OEM bulk quantities in recyclable polythene bags
- Also available in workbench boxes (see page 18)
- R = Rack bag with Euroslot
- Mounting bases available

Technical information

- Material - Molding: Polyamide 6.6
- Material - Locking barb: 316 grade stainless steel
- Temperature range: -60°C to +105°C
- Min. Installation Temp.: -30°C
- Color: Black
- Flammability rating: UL 94 V-2
- Other properties: UV-resistant, Halogen free, Silicone free

Polyamide 6.6 cable ties – UV-resistant black



Product code	GID No.	Bundle ø from ... to [mm]	Length L [mm]	Width W [mm]	Min. tensile strength [N]	Pack quantity [pieces]
Standard pack size						
TY523MXR	7TCG009450R0168	1,5 - 16	92	2,3	80	100
TY52315MX	7TAG009020R0051	1.5 - 32	178	2,3	80	100
TY5232MXR	7TCG009030R0082	1,5 - 51	203	2,3	80	100
TY5234MX	7TAG009010R0011	1.5 - 102	356	2,3	80	100
TY524MXR	7TCG009450R0172	2 - 35	140	3,6	133	100
TY5242MXR	7TCG009110R0022	2 - 51	208	3,6	180	100
TY526MXR	7TCG009450R0178	2 - 76	284	3,6	130	100
TY5244MXR	7TCG009110R0025	2 - 102	368	3,6	130	100
TY525MXR	7TCG009200R0023	3 - 48	186	4,8	220	100
TY5253MXR	7TCG009200R0019	3 - 78	290	4,8	220	100
TY528MXR	7TCG009200R0025	3 - 102	361	4,8	220	100
TY5271MXR	7TCG009450R0181	6 - 31	150	6,9	540	50
TY5272MXR	7TCG009460R0103	6 - 51	223	6,9	540	50
TY527MXR	7TCG009310R0020	6 - 102	340	7,0	540	50
TY5275MX*	7TAG009280R0000	6 - 127	457	7,0	540	50
TY5277MX*	7TAG009290R0006	6 - 177	617	7,0	540	50
TY529MX	7TAG009280R0004	6 - 229	771	6,9	540	50
TY53510MX	7TCG009380R0002	to 254	889	8,2	780	50
TY54513MX	7TCG009380R0005	to 330	1143	8,2	780	50

* Add "-9" for items certified to MS3367. See page 147 for more details.

Description of product code structure: see page 13.

Description of materials and properties: see pages 144 to 159.

Some approvals may not be applicable to all product codes. Contact your Sales Office for approvals limitations.

Mounting bases overview/segmentation tables see pages 88 to 109.

Tooling



ERG50

For use with 2,3mm to 4,8mm (80N to 220N) cable ties. See page 136.



ERG120


For use with 4,8mm to 7,6mm (220N to 540N) cable ties. See page 136.



WT3D

For use with 4,8mm to 8,2mm (220N to 780N) Cable ties. See page 136.

Dimensions



Ty-Rap® high performance cable ties

Polyamide 6.6 cable ties – UV-resistant black

Polyamide 6.6 cable ties – UV-resistant black



Product code	GID No.	Bundle ø from ... to [mm]	Length L [mm]	Width W [mm]	Min. tensile strength [N]	Pack quantity [pieces]
Bulk pack size						
TY23MX	7TAG009040R0011	1,5 - 16	92	2,3	80	1000
TYB2315MX	7TAG009050R0003	1,5 - 32	178	2,3	80	1000
TY232MX	7TAG009040R0007	1,5 - 51	203	2,3	80	1000
TY234MX	7TAG009050R0001	1,5 - 102	356	2,3	80	1000
TY24MX	7TAG009130R0009	2 - 35	140	3,6	133	1000
TY242MX	7TAG009130R0004	2 - 51	208	3,6	180	1000
TY26MX	7TAG009120R0004	2 - 76	284	3,6	130	1000
TY244MX	7TCG009130R0006	2 - 102	368	3,6	130	1000
TY25MX	7TAG009210R0045	3 - 48	186	4,8	220	1000
TY253MX	7TAG009220R0003	3 - 78	290	4,8	220	1000
TY28MX	7TAG009210R0050	3 - 102	361	4,8	220	1000
TY271MX	7TCG009450R0163	6 - 31	150	6,9	540	500
TY272MX	7TAG009330R0007	6 - 51	223	6,9	540	500
TY27MX*	7TAG009320R0004	6 - 102	340	7,0	540	500
TY275MX*	7TAG009320R0001	6 - 127	457	7,0	540	500
TY277MX*	7TAG009330R0010	6 - 177	617	7,0	540	500
TY29MX	7TAG009330R0014	6 - 229	771	6,9	540	500

* Add "-9" for items certified to M53367. See page 147 for more details.

Description of product code structure: see page 13.

Description of materials and properties: see pages 144 to 159.

Some approvals may not be applicable to all product codes. Contact your Sales Office for approvals limitations.

Mounting bases overview/segmentation tables see pages 88 to 109.

Tooling



ERG50

For use with 2,3mm to 4,8mm (80N to 220N) cable ties. See page 136.



ERG120


For use with 4,8mm to 7,6mm (220N to 540N) cable ties. See page 136.



WT3D

For use with 4,8mm to 8,2mm (220N to 780N) Cable ties. See page 136.

Dimensions



Ty-Rap® high performance cable ties

Polyamide 6.6 cable ties – Workbench boxes



Characteristics

- An attractive packaging option for high volume manual assembly: 1000 pieces in a workbench box - easy to reach and timesaving
- This user-friendly packaging allows quicker work and easier assembly since all cable ties packed with the heads up for better access
- Mounting bases available

Technical information

- Material - Molding: Polyamide 6.6
- Material - Locking barb: 316 grade stainless steel
- Temperature range:
 - 60°C to +85°C (natural),
 - 60°C to +105°C (black)
- Min. Installation Temp.:
 - 20°C (natural),
 - 30°C (black)
- Color: Natural or UV-resistant black
- Flammability rating: UL 94 V-2
- Other properties: Halogen free, Silicone free, UV-resistant (black)

Polyamide 6.6 cable ties – Workbench boxes



Product code	GID No.	Color	Bundle ø from ... to [mm]	Length L [mm]	Width W [mm]	Min. tensile strength [N]	Quantity [pieces]
TYB23M	7TCG009450R0186	Natural	1,5 - 16	92	2,3	80	1000
TYB23MX	7TCG009960R0068	UV-resistant black	1,5 - 16	92	2,3	80	1000
TYB232M	7TCG009020R0054	Natural	1,5 - 51	203	2,3	80	1000
TYB232MX	7TCG009020R0055	UV-resistant black	1,5 - 51	203	2,3	80	1000
TYB24M	7TCG009140R0019	Natural	2 - 35	140	3,6	178	1000
TYB24MX	7TCG009960R0069	UV-resistant black	2 - 35	140	3,6	180	1000
TYB25M	7TCG009450R0193	Natural	3 - 48	186	4,8	220	1000
TYB25MX	7TCG009450R0198	UV-resistant black	3 - 48	186	4,8	133	1000

Description of product code structure: see page 13.

Description of materials and properties: see pages 144 to 159.

For tooling specifications: see pages 136 to 143.

Mounting bases overview/segmentation tables see pages 88 to 109.

Tooling



ERG50


For use with 2,3mm to 4,8mm (80N to 220N) cable ties. See page 136.



ERG120

For use with 4,8mm to 7,6mm (220N to 540N) cable ties. See page 136.

Dimensions



Ty-Rap® high performance cable ties

Polyamide 6.6 cable ties – Colored



Characteristics

Ty-Rap® cable ties in Polyamide 6.6 are available in 10 different colors.

- Multi-color packs contain 10 different colors, 10 cable ties of each color
- Standard packaging is 100 pieces

Technical information

- Material - Moulding: Polyamide 6.6
- Material - Locking barb: 316 grade stainless steel
- Temperature range: -60°C to +85°C
- Min. Installation Temp.: -20°C
- Flammability rating: UL 94 V-2
- Other properties: Halogen free, Silicone free

Colour code

Blank	Natural
X	Black
1	Brown
2	Red
3	Orange
4	Yellow
5	Green
6	Blue
7	Purple
8	Gray
10	White
X-0	Military black
9	Military natural

Polyamide 6.6 cable ties – Variety Packs



Product code	GID No.	Color	Bundle ø from ... to [mm]	Length L [mm]	Width W [mm]	Min. tensile strength [N]	Pack quantity [pieces]
Multi-color pack							
Standard pack size							
TY523M-CLRS	7TAG009070R0122	Assorted	1,5 - 16	92	2,3	80	100
TY524M-CLRS	7TAG009160R0047		2 - 35	140	3,6	180	100
TY525M-CLRS	7TAG009270R0037		3 - 48	186	4,8	220	100
TY528M-CLRS	7TAG009270R0055		3 - 102	361	4,8	220	100

Description of product code structure: see page 13. Description of materials and properties: see pages 144 to 159.

* For availability of other colors, please contact your local sales office

Tooling



ERG50
For use with 2,3mm to 4,8mm (80N to 220N) cable ties. See page 136.




ERG120
For use with 4,8mm to 7,6mm (220N to 540N) cable ties. See page 136.



WT3D
For use with 4,8mm to 8,2mm (220N to 780N) cable ties. See page 136.

Dimensions



Ty-Rap® professional kit

High performance cable ties



Characteristics

- A handy kit containing a professional selection of Ty-Rap® fastening products in one convenient box

Technical information

- One ergonomic fastening tool ERG50 with exclusive features for quick set-up and fast installation
- 500 Ty-Rap® cable ties TY525MR
- 500 UV-resistant Ty-Rap® cable ties TY525MXR
- 1 handy, lightweight re-usable ABB dispenser in black

Ty-Rap® professional kit

Product code	GID No.	Description
TYRAP PROF KIT	7TCA131140R0038	Kit containing a professional selection of Ty-Rap® fastening products

Ty-Rap® dispenser

High performance cable ties



Characteristics

- Save time by using Ty-Rap® cable tie dispenser

Technical information

- Durable, lightweight polyester exterior and tough vinyl interior construction
- Rugged diamond-shaped cutout for easy access to cable ties (up to 203mm, 280mm - 356mm) and rectangular-shaped (for 102mm)
- Handy belt clip and chrome steel loop for easy attachment
- Reasonable hook-and-loop for easy refill
- Includes 100 genuine Ty-Rap® cable ties

Ty-Rap® dispenser

Product code	GID No.	Description
TY-TOTE 23	7TAG009930R0011	Ty-Rap® Tote® 102mm cable tie dispenser (includes 1 package TY523M)
TY-TOTE 25	7TAG009930R0012	Ty-Rap® Tote® 203mm cable tie dispenser (includes 1 package TY525M)
TY-TOTE 28	7TAG009930R0014	Ty-Rap® Tote® 360.5mm cable tie dispenser (includes 1 package TY525M)

Ty-Rap® high performance cable ties

Polyamide 6.6 cable ties – Heat stabilized



Characteristics

- Heat stabilized for applications up to 105°C

Technical information

- Material - Molding: Polyamide 6.6
- Material - Locking barb: 316 grade stainless steel
- Temperature range: -60°C to +105°C
- Min. Installation Temp.: -30°C
- Color: Natural (may have a greenish tint)
- Flammability rating: UL 94 V-2
- Other properties: Halogen free, Silicone free

Polyamide 6.6 cable ties – Heat stabilized



Product code	GID No.	Bundle ø from ... to [mm]	Length L [mm]	Width W [mm]	Thickness [mm]	Min. tensile strength [N]	Quantity [pieces]
TYH23M	7TCG009590R0002	1,5 - 16	92	2,4	1,0	80	1000
TYH232M	7TCG009590R0001	1,5 - 51	203	2,4	1,0	80	1000
TYHB23M**	7TCG009460R0111	1,5 - 16	92	2,4	1,0	80	1000
TYH24M	7TAG009590R0004	2 - 35	140	3,6	1,1	180	1000
TYH242M*	7TCG009590R0003	2 - 51	208	3,6	1,1	180	1000
TYH26M	7TCG009590R0007	2 - 76	284	3,6	1,1	130	1000
TYH25M	7TAG009590R0006	3 - 48	186	4,7	1,3	220	1000
TYH253M*	7TAG009590R0005	3 - 76	290	4,8	1,2	220	1000
TYH28M	7TAG009590R0010	3 - 102	360	4,8	1,3	220	1000
TYH272M*	7TCG009590R0008	4,8 - 51	222	7,6	1,6	540	500
TYH27M	7TAG009590R0009	4,8 - 102	340	7,0	1,6	540	500
TYH29M*	7TCG009590R0011	4,8 - 229	771	6,9	1,5	540	500

* Not UL recognised.

Description of product code structure: see page 13.

Description of materials and properties: see pages 144 to 159.

Mounting bases overview/segmentation tables see pages 88 to 109.

For tooling specifications: see pages 136 to 143.

Tooling



ERG50

For use with 2,4mm to 4,8mm (80N to 220N) cable ties. See page 136.



ERG120


For use with 4,7mm to 7,6mm (220N to 540N) cable ties. See page 136.



L-500-EU

For use with 6,9mm to 7,6mm (540N) cable ties. See page 136.

Dimensions



Ty-Rap® high performance cable ties

Polyamide 6.6 cable ties – Impact and UV resistance + Heat stabilised



Characteristics

- Heat stabilised + UV-resistant version, for outdoor applications that also require a resistance to high temperature (+105°C)
- For OEM and MRO applications including: transport, lawn (garden/farm), construction equipment, recreational vehicles

Technical information

- Material - Molding: Polyamide 6.6
- Material - Locking barb: 316 grade stainless steel
- Temperature range: -60°C to +105°C
- Min. Installation Temp.: -40°C
- Color: Black
- Flammability rating: UL 94 V-2
- Other properties: UV-resistant, heat stabilised, Halogen free, Silicone free

Polyamide 6.6 cable ties – Heat stabilised + UV-resistant



Product code	GID No.	Bundle ø from ... to [mm]	Length L [mm]	Width W [mm]	Thickness [mm]	Min. tensile strength [N]	Quantity [pieces]
TY23MX-A	7TAG009640R0000	4,8 - 16	92	2,3	0,9	80	1000
TY24MX-A	7TAG009640R0001	5,2 - 35	140	3,6	1,1	133	1000
TY25MX-A	7TAG009640R0002	6,2 - 48	186	4,8	1,2	220	1000
TY253MX-A	7TAG009640R0009	3 - 78	290	4,8	1,3	220	1000
TY27MX-A	7TAG009640R0003	8 - 95	340	6,9	1,6	540	500
TY28MX-A	7TAG009210R0051	3 - 102	361	4,8	1,3	220	1000

Description of product code structure: see page 13.

Description of materials and properties: see pages 144 to 159.

For tooling specifications: see pages 136 to 143.

Some approvals may not be applicable to all product codes.

Tooling



ERG50

For use with 2,3mm (80N) cable ties. See page 136.



ERG120*

For use with 2.3mm to 8.9mm (80N to 540N) cable ties. See page 136.




L-500-EU

For use with 4mm (270N) cable ties. See page 136.

* ERG120 can not be used with TY23MX-A and TY24MX-A.

Dimensions



Ty-Rap® high performance cable ties

Polyamide 4.6 cable ties – Extra high temperature



Characteristics

- Extreme continuous temperature rating: -40°C to +150°C (in air)
- For high temperature environments in industrial, OEM, MRO and commercial construction applications such as: metal processing, paper mills, lighting, automotive

Technical information

- Material - Molding: Polyamide 4.6
- Material - Locking barb: 316 grade stainless steel
- Temperature range: -40°C to +150°C
- Min. Installation Temp.: -18°C
- Color: natural yellowed, may have a greenish tint
- Flammability rating: UL 94 V-2
- Other properties: Extra high temperature resistant, Halogen free, Silicon free

Polyamide 4.6 cable ties – Extra high temperature



Product code	GID No.	Bundle ø from ... to [mm]	Length L [mm]	Width W [mm]	Thickness [mm]	Min. tensile strength [N]	Quantity [pieces]
TYHT23M	7TAG009590R0012	2 - 20	95	2,3	0,91	80	1000
TYHT24M	7TAG009590R0013	2 - 29	143	3,6	1,07	180	1000
TYHT25M	7TAG009590R0014	5 - 45	192	4,8	1,22	220	1000
TYHT28M	7TAG009590R0016	5 - 102	367	4,8	1,27	220	1000
TYHT27M	7TAG009590R0015	5 - 89	349	6,9	1,60	540	500
TYHT277M	7TAG009000R0326	6 - 177	617	7,0	1,60	540	500

Description of product code structure: see page 13.

Description of materials and properties: see pages 144 to 159.

Some approvals may not be applicable to all product codes.

Mounting bases overview/segmentation tables see pages 88 to 109.

Tooling



ERG50

For use with 2,3mm to 4,8mm (80N to 220N) cable ties. See page 136.




ERG120*

For use with 2,3mm to 7,6mm (80N to 540N) cable ties. See page 136.

* ERG120 can not be used with TYHT23M and TYHT24M

Dimensions



Ty-Rap® heat-reactive cable ties

Changes color to warn you of potentially dangerous high temperatures



Features

- Changes color from green to translucent when in contact with high-temperature surface
- Efficacy of heat-reactive polypropylene material lasts at least 24 months under normal operating conditions
- Offers all the convenience and performance benefits of standard Ty-Rap cable ties, including the Grip of Steel® type 316 stainless steel locking barb
- Available in three size options
- Choose the ERG50 or ERG120 Ty-Rap cable tie application tool for easy installation

Applications

Ty-Rap heat-reactive cable ties are ideal for use where visual indication of a hot surface helps identify an unsafe working environment or malfunctioning equipment. Tie may be secured around any surface with normal operating temperature below 40°C, including:

- Piping
- Electrical circuits
- Boiler room surfaces
- Engine compartments
- Kitchen appliances
- Other applications in which hot surfaces may be a concern

Specifications

- Material: Polypropylene
- Operating temperature: -60°C to 85°C
- Heat-activation temperature: 49°C ± 3°C
- Standard color: Green
- Heat-transition color: Translucent
- Color transition life: 1,000 hours above heat activation temperature
- UV resistance: Indoor use only; avoid exposure to UV light
- Tensile strength and installation:
 - 4,8mm wide ties: (135 N), ERG50 setting 2–5
 - 7.9mm wide ties: (265 N), ERG120 setting 3–6

Ty-Rap® heat-reactive cable ties

Product code	GID No.	Length	Width	Thickness	Loop tensile strength	Quantity
		L [mm]	W [mm]		[N]	
TYHR525M-5	7TAG009600R0007	185	4,8	1,3	135	100
TYHR527M-5	7TAG009600R0009	342	6,9	1,6	165	50
TYHR528M-5	7TAG009600R0008	360	4,8	1,6	135	100

WARNING: The Ty-Rap heat-reactive cable tie is a heat indicator only. Use appropriate measuring device to verify actual temperature.

CAUTION: Replace the Ty-Rap heat-reactive cable tie upon the first occurrence of any of the following conditions: operating temperature range is exceeded, exposure to UV light, visible fading of standard green color or 24 months.

Mounting bases overview/segmentation tables see pages 88 to 109.

Ty-Rap® high performance cable ties

Polyamide 6.6 cable ties – Flame retardant



Characteristics

- Flame retardant. Ideal for use in locations where low flammability and low smoke are needed such as public transport, tunnels, etc.

Technical information

- Material - Molding: Polyamide 6.6
- Material - Locking barb: 316 grade stainless steel
- Temperature range: -20°C to +65°C
- Min. Installation Temp.: -0°C
- Color: White
- Flammability rating: UL 94 V-0
- Other properties: Halogen free, Silicone free

Polyamide 6.6 cable ties – Flame retardant



Product code	GID No.	Bundle ø from ... to [mm]	Length L [mm]	Width W [mm]	Thickness [mm]	Min. tensile strength [N]	Quantity [pieces]
TY23MFR	7TAG009570R0002	1,5 - 16	92	2,4	1,0	80	1000
TY232MFR	7TAG009570R0000	1,5 - 51	203	2,4	1,0	80	1000
TY24MFR	7TAG009570R0003	2 - 35	140	3,6	1,1	135	1000
TY25MFR	7TAG009570R0004	3 - 48	186	4,6	1,1	220	1000
TY28MFR	7TAG009570R0007	3 - 102	360	4,6	1,1	180	500
TY27MFR	7TAG009570R0006	6 - 95	335	7,6	1,6	540	100
TY272MFR	7TAG009570R0005	4,8 - 51	223	7,0	1,6	540	500

Description of product code structure: see page 13.
 Description of materials and properties: see pages 144 to 159.
 Some approvals may not be applicable to all product codes.
 Mounting bases overview/segmentation tables see pages 88 to 109.

Tooling




ERG50
 For use with 4,8mm (220N) cable ties.
 See page 136.



ERG120
 For use with 4,8mm (220N) cable ties.
 See page 136.

Dimensions



Ty-Rap® high performance cable ties for Railways

Polyamide 6.6 cable ties – EN 45545-2 Certified



Technical Information - UV-resistant

- Material - Molding: Polyamide 6.6
- Material - Locking barb: 316 grade stainless steel
- Temperature range: -60°C to +105°C
- Color: Black
- Flammability Rating: UL 94 V-2
- Tested according to EN 45545-2
- Mounting bases available for Railway (RW)

Technical Information - Flame retardant

- Material - Molding: Polyamide 6.6
- Material - Locking barb: 316 grade stainless steel
- Temperature range: -20°C to +65°C
- Min. Installation Temp.: 0°C
- Color: White
- Flammability rating: UL 94 V-0
- Certified to EN 45545-2



Polyamide 6.6 cable ties – UV-resistant black

Product code	GID No.	Bundle ø from ... to [mm]	Length L [mm]	Width W [mm]	Min. tensile strength [N]	Pack quantity [pieces]
TY23MX-RW	7TCG009040R0015	1,5 - 22	92	2,4	80	1000
TY232MX-RW	7TCG009040R0014	1,5 - 51	203	2,4	80	1000
TY234MX-RW	7TAG009050R0005	1,5 - 102	356	2,4	80	1000
TY24MX-RW	7TCG009130R0010	2 - 35	140	3,6	180	1000
TY242MX-RW	7TCG009130R0011	2 - 51	208	3,6	180	1000
TY26MX-RW	7TCG009120R0006	2 - 76	284	3,6	130	1000
TY244MX-RW	7TCG009130R0012	2 - 102	368	3,6	130	1000
TY25MX-RW	7TCG009210R0085	3 - 48	186	4,8	220	1000
TY253MX-RW	7TCG009220R0011	3 - 78	290	4,8	220	1000
TY28MX-RW	7TCG009210R0086	3 - 102	361	4,8	220	1000
TYB271MX-RW	7TCG009450R0226	6 - 31	150	7,6	540	500
TY272MX-RW*	7TAG009330R0008	6 - 51	223	6,9	540	500
TY277MX-RW*	7TAG009340R0003	6 - 177	617	7,0	540	500
TY27MX-RW*	7TAG009320R0006	6 - 102	340	6,9	540	500
TY29MX-RW*	7TCG009330R0012	6 - 229	771	8,2	540	500

Polyamide 6.6 cable ties – Flame retardant white

Product code	GID No.	Bundle ø from ... to [mm]	Length L [mm]	Width W [mm]	Min. tensile strength [N]	Pack quantity [pieces]
TY23MFR-RW	7TCG009570R0008	1,5 - 16	92	2,4	80	1000
TY232MFR-RW	7TCG009570R0013	1,5 - 51	203	2,4	80	1000
TY24MFR-RW	7TCG009570R0009	2 - 35	140	3,6	180	1000
TY25MFR-RW	7TCG009570R0010	3 - 48	186	4,8	220	1000
TY28MFR-RW	7TCG009570R0011	3 - 102	360	4,8	220	500
TY27MFR-RW	7TCG009570R0012	6 - 95	340	7,0	540	100

See page 127 & 129 for railway certified accessories. Description of materials and properties: see pages 144 to 159. Mounting bases overview/segmentation tables see pages 88 to 109.

Tooling



ERG50
For use with 2,3mm to 4,8mm (80N to 220N) cable ties. See page 136.




ERG120
For use with 4,8mm to 7,6mm (220N to 540N) cable ties. See page 136.



WT3D
For use with 4,8mm to 8,2mm (220N to 780N) cable ties. See page 136.

Dimensions





Ty-Rap® high performance cable ties

Fluoropolymer cable ties – ECTFE



Characteristics

- Outstanding performance of flame resistance and low smoke density when burned
- Recommended for applications where smoke generation is a concern, such as plenum areas
- Extreme resistance to UV degradation

Technical information

- Material - Molding: Fluoropolymer ECTFE
- Material - Locking barb: 316 grade stainless steel
- Temperature range: -60°C to +160°C
- Min. Installation Temp.: -60°C
- Color: Maroon
- Flammability rating: UL 94 V-0
- Other properties: low smoke

Fluoropolymer cable ties – ECTFE



Product code	GID No.	Bundle ø from ... to [mm]	Length L [mm]	Width W [mm]	Min. tensile strength [N]	Quantity [pieces]
Standard pack size						
TYV523M	7TAG009610R0001	1,5 - 22	92	2,3	80	100
TYV525M	7TAG009610R0002	3,0 - 48	186	4,7	220	100
Bulk pack size						
TYV23M	7TAG009000R0330	1,5 - 22	92	2,3	80	1000
TYV25M	7TAG009610R0000	3,0 - 48	186	4,7	220	1000

Description of product code structure: see page 13.

Description of materials and properties: see pages 144 to 159.

Some approvals may not be applicable to all product codes.

Mounting bases overview/segmentation tables see pages 88 to 109.

Tooling



ERG50


For use with 2,3mm to 4,7mm (80N to 220N) cable ties. See page 136.



ERG120

For use with 4,7mm (220N) cable ties. See page 136.

Dimensions



Ty-Rap® high performance cable ties

Fluoropolymer cable ties – ETFE



Characteristics

- ETFE Fluoropolymer
- Resistant to chemicals and to radiation
- No outgassing prevents contamination of sensitive areas in a vacuum, zero gravity or radioactive environments
- Typical applications include: nuclear, power plants, space industry, etc.
- Extreme resistance to UV degradation
- Mounting base available

Technical information

- Material - Molding: Fluoropolymer ETFE
- Material - Locking barb: 316 grade stainless steel
- Temperature range: -60°C to +150°C
- Min. Installation Temp.: -60°C
- Color: Aquamarine
- Flammability rating: UL 94 V-0
- Other properties: Silicone free, inert to most solvents and chemicals, hydrolytically stable, radiation resistant, non-outgassing

Fluoropolymer cable ties – ETFE



Product code	GID No.	Bundle ø from ... to [mm]	Length L [mm]	Width W [mm]	Min. tensile strength [N]	Quantity [pieces]
Standard pack size						
TYZ523M	7TAG009620R0006	1,5 - 22	92	2,3	80	100
TYZ525M	7TAG009620R0007	3 - 48	186	4,3	220	100
TYZ528M	7TAG009620R0009	3 - 102	360	4,4	220	100
TYZ527M	7TAG009620R0008	6 - 95	340	6,8	540	50
Bulk pack size						
TYZ23M	7TAG009620R0000	1,5 - 22	92	2,3	80	1000
TYZ25M	7TAG009620R0002	3 - 48	186	4,3	220	1000
TYZ28M	7TAG009620R0005	3 - 102	360	4,4	220	500
TYZ27M	7TAG009620R0004	6 - 95	340	6,8	540	100

Description of product code structure: see page 13.

Description of materials and properties: see pages 144 to 159.

Some approvals may not be applicable to all product codes.

Mounting bases overview/segmentation tables see pages 88 to 109.

Tooling



ERG50

For use with 2,3mm to 4,3mm (80N to 220N) cable ties. See page 136.




ERG120*

For use with 2,3mm to 6,8mm (80N to 540N) cable ties. See page 136.

*ERG120 not to be used on TYZ23M

Dimensions



Ty-Rap® high performance cable ties

Polypropylene cable ties – Chemical and weather resistant



Characteristics

- Polypropylene weather resistant
- Increased resistance to chemicals
- Resistant against inorganic acids, polyhydric alcohols, neutral and basic salts

Technical information

- Material - Molding: Polypropylene
- Material - Locking barb: 316 grade stainless steel
- Temperature range: -60°C to +80°C
- Min. Installation Temp.: -40°C
- Color: Black
- Flammability rating: UL 94 HB
- Other properties: UV-resistant, Halogen free, Silicone free

Polypropylene cable ties – Chemical and weather resistant

Product code	GID No.	Bundle ø from ... to [mm]	Length L [mm]	Width W [mm]	Min. tensile strength [N]	Quantity [pieces]
TYP23MX	7TAG009600R0000	2 - 16	92	2,4	50	1000
TYP25MX	7TAG009600R0001	3,5 - 45	186	4,8	130	1000
TYP28MX	7TAG009600R0003	3,5 - 102	360	4,8	130	1000
TYP27MX*	7TAG009600R0002	6 - 90	340	7,0	270	500

Description of product code structure: see page 13.

Description of materials and properties: see pages 144 to 159.

Some approvals may not be applicable to all product codes.

Mounting bases overview/segmentation tables see pages 88 to 109.

* minimum operating temperature for this item is -40°C

Tooling



ERG50


For use with 2,4mm to 4,8mm (50N to 130N) cable ties. See page 136.



ERG120

For use with 7mm (270N) cable ties. See page 136.

Dimensions



Ty-Rap® high performance cable ties

Polyamide 12 cable ties – UV-resistant



Characteristics

- Polyamide 12 UV-resistant
- Remains flexible in cold & dry environments
- Ages better and has a better chemical resistance than Polyamide 6.6

Technical information

- Material - Molding: Polyamide 12
- Material - Locking barb: 316 grade stainless steel
- Temperature range: -40°C to +105°C
- Min. Installation Temp.: -40°C
- Color: Black
- Flammability rating: UL 94 V-2
- Other properties: UV-resistant, Halogen free, Silicone free

Polyamide 12 cable ties – UV-resistant

Product code	GID No.	Bundle ø from ... to [mm]	Length L [mm]	Width W [mm]	Min. tensile strength [N]	Quantity [pieces]
Standard pack size						
TYC525MX	7TCG009580R0006	3,5 - 45	186	4,70	155	100
TYC527MX	7TCG009580R0007	6 - 89	343	7,62	380	50
Bulk pack size						
TYC25MX	7TCG009580R0001	3,5 - 45	186	4,70	155	1000
TYC28MX	7TCG009580R0004	3,5 - 102	360	4,70	155	1000
TYC272MX*	7TCG009580R0002	6 - 51	222	7,60	380	500
TYC27MX	7TCG009580R0003	6 - 89	343	7,62	380	500
TYC29MX	7TCG009580R0005	6 - 229	771	7,60	380	500

Description of product code structure: see page 13.

Description of materials and properties: see pages 144 to 159.

Some approvals may not be applicable to all product codes.

Mounting bases overview/segmentation tables see pages 88 to 109.

* maximum operating temperature for this item is +85°C

Tooling



ERG50


For use with 4,7mm to 7,6mm (155N to 380N) cable ties. See page 136.



ERG120

For use with 4,7mm to 7,6mm (155N to 380N) cable ties. See page 136.

Dimensions



Ty-Rap® high performance cable ties

Nylon detectable cable ties



Characteristics

The Ty-Rap® detectable cable ties from ABB incorporate a unique compound (patent pending) detectable by X-ray equipment and metal detectors. Bright blue color enhances visual detection. Recommended for applications in food, pharmaceutical and other contamination-sensitive industries using detection systems, where cable tie installation residuals (cut tails) are permitted in the finished product.

- Engineered to provide the highest detectability in metal detectors by size
- Specially formulated metallic particles provide high reflection in X-ray equipment
- Bright blue color for an easy visual detection
- Help achieve the HACCP EU-Directive
- Available in 6 different sizes in convenient small bags
- Mounting bases available

Technical information

- Material - Molding: Polyamide 6.6
- Material - Locking barb: 316 grade stainless steel
- Temperature range: -60°C to +85°C
- Min. Installation Temp.: -20°C
- Color: Bright blue
- Flammability rating: UL 94 HB
- Other properties: UV-resistant, halogen free, silicone free



Detectable cable ties

Product code	GID No.	Color	Material	Bundle ø from ... to [mm]	Length L [mm]	Width W [mm]	Min. tensile strength [N]	Quantity [pieces]
Detectable Polyamide 6.6								
TY523MR-NDT	7TCG009330R0027	Blue	Polyamide 6.6	2 - 16	93	2,3	50	100
TY524MR-NDT	7TCG009330R0028	Blue	Polyamide 6.6	2 - 35	140	3,6	133	100
TY525MR-NDT	7TCG009330R0026	Blue	Polyamide 6.6	3,5 - 45	186	4,6	222	100
TY5253M-NDT	7TAG009660R0071	Blue	Polyamide 6.6	3,5 - 76	295	4,7	222	100
TY528MR-NDT	7TCG009330R0025	Blue	Polyamide 6.6	3,5 - 102	361	4,8	222	100
TY527MR-NDT	7TCG009330R0029	Blue	Polyamide 6.6	6 - 102	345	6,9	534	50

Description of product code structure: see page 13. Description of materials and properties: see pages 144 to 159. Some approvals may not be applicable to all product codes. Mounting bases overview/segmentation tables see pages 88 to 109.

Tooling




ERG50
For use with 2,4mm to 4,8mm (50N to 220N) cable ties. See page 136.



ERG120
For use with 4,8mm to 7,6mm (180N to 540N) cable ties. See page 136.

Dimensions



Ty-Rap® high performance cable ties

Polypropylene detectable cable ties



Characteristics





The Ty-Rap® detectable cable ties from ABB incorporate a unique compound (patent pending) detectable by X-ray equipment and metal detectors and visual inspection equipment. Recommended for applications in food, pharmaceutical and other contamination-sensitive industries using detection systems, where cable tie installation residuals (cut tails) are permitted in the finished product.

- Engineered to provide the highest detectability in metal detectors by size
- Specially formulated metallic particles provide high reflection in X-ray equipment
- Bright blue color for an easy visual detection
- Help achieve the HACCP EU-Directive
- Available in 6 different sizes in convenient small bags
- Mounting bases available

Technical information

- Material - Molding: Polypropylene
- Material - Locking barb: 316 grade stainless steel
- Temperature range: -40°C to +85°C
- Min. Installation Temp.: -40°C
- Color: Bright blue
- Flammability rating: UL 94 HB
- Other properties: Halogen free, silicone free

Detectable cable ties

Product code	GID No.	Color	Material	Bundle ø from ... to [mm]	Length L [mm]	Width W [mm]	Min. tensile strength [N]	Quantity [pieces]
Detectable Polypropylene								
TY523MR-PDT	7TCG009660R0107	Blue 	Polypropylene	1,5 - 16	93	2,3	50	100
TY525MR-PDT	7TCG009660R0109	Blue 	Polypropylene	3 - 45	186	4,6	135	100
TY527MR-PDT	7TCG009660R0108	Blue 	Polypropylene	4,8 - 95	345	6,9	267	100
TY528MR-PDT	7TCG009660R0106	Blue 	Polypropylene	4,8 - 102	361	4,8	135	50

Description of product code structure: see page 13. Description of materials and properties: see pages 144 to 159.

Some approvals may not be applicable to all product codes. Mounting bases overview/segmentation tables see pages 88 to 109.

Tooling



ERG50


For use with 2,4mm to 4,8mm (50N to 220N) cable ties. See page 136.



ERG120

For use with 4,8mm to 7,6mm (180N to 540N) cable ties. See page 136.

Dimensions



Heavy duty cable strap and accessories

Strap on reel and reel kits, double locking heads & pre-assembled Deltec® cable ties



Characteristics

- Designed to perform a minimum of 20 years outdoors
- Double locking head with corrosion resistant locking barb in copper alloy
- No sharp edges: operator friendly, cable friendly!
- Easy to install, low installation costs
- Extremely robust ties, with high tensile strength (1110N) after fastening
- Available either in pre-cut and pre-assembled lengths, or on reels with separate heads for total flexibility
- Choice of specific spacers and accessories
- Month and year of manufacture stamped into strap material

Technical information

- Material - Strap & head: Toughened weatherable acetal
- Material - Locking barb: Marine grade, corrosion-resistant copper alloy
- Temperature range: -40°C to +85°C
- Flammability rating: UL 94 HB
- Color: Black
- Other properties: UV-resistant, Halogen free, superior resistance to moisture and salt environments

Strap on reel and reel kits

Product code	GID No.	Length per reel L [m]	Width W [mm]	Min. tensile strength [N]	Included heads [pieces]	Reel quantity [pieces]
TYD-50R	7TAA159090R0005	15,2	12,7	1110	0	1
696-41794	7TAA159090R0000	304,8	12,7	1110	0	1
CSS-5K	7TAA159120R0000	15,2	-	-	150	5
CSS-10K	7TAA159130R0001	15,2	-	-	300	5

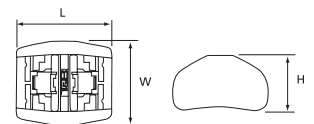
Note: the recommended maximum continuous static loading for the Deltec® straps is 90 N per strap. For best results, suggested spacing is 35 to 40cm. It is the responsibility of the user to determine if their installation provides sufficient load support. Reel kits (CSS-5K / CSS-10K) to be assembled with Deltec® strap on reel.

Double locking heads

Product code	GID No.	Length L [mm]	Width W [mm]	Height [mm]	Quantity [pieces]
TYD-LH	7TAA159090R0006	21,6	19,1	12,6	25
696-41795	7TAA159090R0001	21,6	19,1	12,6	1000

To be assembled with Deltec® strap on reel.

Dimensions



Pre-assembled Deltec® cable ties

Product code	GID No.	Max. bundle dia. [mm]	Length L [mm]	Width W [mm]	Min. tensile strength [N]	Quantity [pieces]
CSS-100	7TAA159110R0000	76	254	12,7	1112	25
CSS-135	7TAA159090R0003	89	343	12,7	1112	25
CSS-160	7TAA159170R0000	102	406	12,7	1112	50
CSS-270	7TAA159080R0000	203	686	12,7	1112	10

Tooling

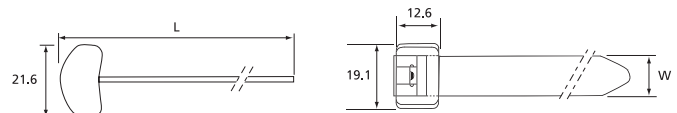


WT3D
For use with 12,7mm (1110N) cable ties. See page 136.



L-500-EU
For use with 12,7mm (1110N) cable ties. See page 136.

Dimensions



Heavy duty cable strap and accessories

Cable spacers & base and hanger



Characteristics

- Stackable height in 12,7mm increments, for any desired spacing and all cable sizes - no need to stock multiple sizes of individual height spacers
- Designed to retain strap on each side and cradle the cable, providing restricted movement of spacer and preventing damage to cable
- Suitable for coaxial cables
- Can be used for parallel routing or for perpendicular cables

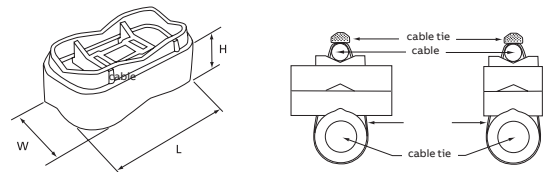
Technical information

- Material: Weather-resistant polypropylene
- Temperature range: -40°C to +85°C
- Flammability rating: UL 94 HB
- Color: Black
- Other properties: UV-resistant, Halogen free

Cable spacers

Product code	GID No.	Length	Width	Height	Quantity [pieces]
		L [mm]	W [mm]	[mm]	
TCP5255	7TAA159090R0004	53,3	30,5	12,7	25
TCP360	7TAA159160R0000	53,3	30,5	12,7	100

Dimensions



Characteristics

- To secure cables to all types of surfaces

Technical information

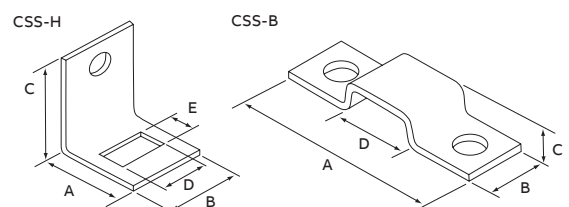
- Material: Zinc plated steel
- Color: Metallic
- Temperature range: -34°C to +65°C
- Flammability rating: fire-proof

Base and hanger

Product code	GID No.	Dimensions					Mounting hole diameter [mm]	Quantity [pieces]
		A [mm]	B [mm]	C [mm]	D [mm]	E [mm]		
CSS-B	7TAA159220R0000	48,4	14,3	7,1	15,1	5,6	6,7 (2x)	50
CSS-H	7TAA159180R0000	22,5	22,2	29,8	13,6	8,3	6,9	50

To be assembled with Deltec® strap on reel.

Dimensions



Special ties

Releasable 2-piece lashing ties on reel with separate heads



Characteristics

- Heavy-duty lashing ties on reel with separate heads
- Also available in cut lengths with pre-assembled heads (see page 37)
- UV-resistant Polypropylene, ideal for applications where chemical resistance is important (heads in weatherable rigid Polyamide 6.6)
- Extremely robust (670N)
- Easily releasable and reusable
- 2 types of head:
 - type A: no mounting hole,
 - type B: with mounting hole
- Typical applications: Indoor and outdoor fastening of cables, pipes and other parts in industry, shipbuilding, chemical industry etc.
- Product code 696-41563: lashing tie on reel (300m), in weatherable Polypropylene

- Product code 696-41562: separate head, type A (no mounting hole), weatherable Polyamide 6.6 (200 pieces)
- Product code 696-41614: separate head, type B (with mounting hole), weatherable Polyamide 6.6 (200 pieces) Mounting hole: Ø 6.9mm

Technical information

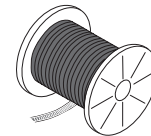
- Material - Tie: Weatherable Polypropylene
- Material - Head: Polyamide 6.6
- Temperature range:
 - Head: -40°C to +85°C
 - Tie: -55°C to +110°C
- Color: UV-resistant black
- Flammability rating: UL 94 V-2
- Other properties: UV-resistant, Halogen free

Releasable 2-piece lashing ties on reel with separate heads

Product code	GID No.	Lashing tie, dimensions			Separate locking heads		Min. tensile strength of assembly [N]
		Length [m]	Width [mm]	Thickness [mm]	Quantity [pieces]	Type	
696-41563	7TAG009550R0013	300	13,2	1,8	-	-	670
696-41562	7TAG009550R0012	-	-	-	200	Type A, no mounting hole	670
696-41614	7TAG009910R0018	-	-	-	200	Type B, with mounting hole	670

Description of materials and properties: see pages 144 to 159.

696-41563



696-41562



696-41614



696-41563



Special ties

Releasable 2-piece lashing ties, pre-assembled version



Characteristics

- Heavy-duty lashing ties, in cut lengths with pre-assembled heads
- Also available on reel with separate heads (see page 36)
- UV-resistant Polypropylene, ideal for applications where chemical resistance is important (heads in weatherable rigid Polyamide 6.6)
- Extremely robust (670N)
- Easily releasable & reusable
- 2 types of head:
 - type A: no mounting hole,
 - type B: with mounting hole
- Typical applications: Indoor and outdoor fastening of cables, pipes and other parts in industry, shipbuilding, chemical industry etc

Technical information

- Material - Tie: Weatherable Polypropylene
- Material - Head: Polyamide 6.6
- Temperature range:
 - Head: -40°C to +85°C
 - Tie: -55°C to +110°C
- Color: UV-resistant black
- Flammability rating: UL 94 V-2
- Other properties: UV-resistant, Halogen free

Releasable 2-piece lashing ties, pre-assembled version

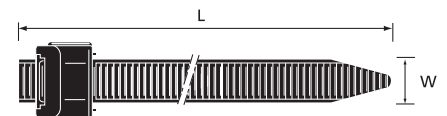
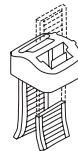
Product code	GID No.	Bundle ø from ... to [mm]	Diameter of mounting hole [mm]	Length L [mm]	Width W [mm]	Thickness [mm]	Min. tensile strength [N]	Quantity [pieces]
TY53418PX	7TAG009550R0019	45 - 127	6,9	457	13,2	1,9	670	25
TY5418PX	7TAG009550R0021	45 - 127	-	457	13,2	1,8	670	25
TY5424PX	7TAG009550R0022	10 - 178	-	610	13,2	1,8	670	25
TY5442PX	7TAG009550R0025	10 - 305	-	1067	13,2	1,8	670	10
TY5460PX	7TAG009550R0026	10 - 457	-	1524	13,2	1,8	670	10

Description of product code structure: see page 13.

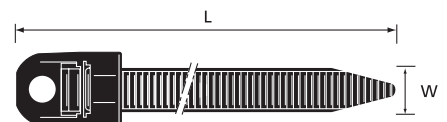
Description of materials and properties: see pages 144 to 159.

Dimensions

TY54XXPX



TY53418PX



Special ties with steel locking barb

Integrated mounting hole cable ties



Characteristics

- Can be mounted directly onto a support with screws, bolts or rivets
- Mounting and bundling in one maintenance-friendly assembly: mounts cables, tubes and part in all types and sizes of machines and installations
- Typical application: cable harness manufacture and pre- and end- mounting of bundles and parts
- indoor and outdoor

Technical information

- Material - Molding: Polyamide 6.6
- Material - Locking barb: 316 grade stainless steel
- Temperature range: -40°C to +85°C
- Color: Natural or UV-resistant black
- Flammability rating: UL 94 V-2
- Other properties: UV-resistant (black), Halogen free, Silicone free

Integrated mounting hole cable ties

Product code	GID No.	Color	Bundle ø from ... to [mm]	Diameter of mounting hole [mm]	Length L [mm]	Width W [mm]	Min. tensile strength [N]	Quantity [pieces]
Standard pack size								
TY533M	7TAG009520R0062	Natural	2 - 16	3,0	102	2,3	80	100
TY533MX	7TAG009520R0063	Black	2 - 16	3,0	102	2,3	80	100
TY534M	7TAG009520R0064	Natural	2 - 29	4,4	151	3,5	180	100
TY534MX	7TAG009520R0065	Black	2 - 29	4,4	151	3,5	180	100
TY535M	7TAG009520R0068	Natural	3,5 - 45	5,1	199	4,7	220	100
TY535MX	7TAG009520R0069	Black	3,5 - 45	5,1	199	4,7	220	100
TY537M	7TAG009520R0070	Natural	6 - 90	6,7	356	7,7	540	50
TY537MX	7TAG009520R0071	Black	6 - 90	6,7	356	7,7	540	50
TYF535M	7TCG009520R0077	Natural	3,5 - 45	4,0	186	4,7	220	100
Bulk pack size								
TY33M	7TAG009520R0048	Natural	2 - 16	3,0	102	2,3	80	1000
TY33MX	7TAG009520R0048	Black	2 - 16	3,0	102	2,3	80	1000
TY34M	7TAG009520R0049	Natural	2 - 29	4,4	151	3,5	180	1000
TY34MX	7TAG009520R0050	Black	2 - 29	4,4	151	3,5	180	1000
TY635M	7TAG009520R0074	Natural	3,5 - 45	4,0	198	4,7	220	1000
TY635MX	7TAG009520R0075	Black	3,5 - 45	4,0	198	4,7	220	1000
TY35M	7TAG009520R0053	Natural	3,5 - 45	5,1	199	4,7	220	1000
TY35MX	7TAG009520R0056	Black	3,5 - 45	5,1	199	4,7	220	1000
TY1435M	7TAG009520R0045	Natural	3,5 - 45	6,7	198	4,7	220	1000
TY37M	7TAG009520R0057	Natural	6 - 90	6,7	356	7,7	540	500
TY37MX	7TAG009520R0060	Black	6 - 90	6,7	356	7,7	540	500
TYF35M	7TCG009520R0076	Natural	3,5 - 45	4,0	186	4,7	220	1000

Description of product code structure: see page 13. VG approved. VG95387 part 4, type B.

Some approvals may not be applicable to all product codes. Contact your Sales Office for approvals limitations.

Description of product code structure: see page 13. Description of materials and properties: see pages 144 to 159.

For tooling specifications: see pages 136 to 143.

Tooling



ERG50

For use with 2,3mm to 4,7mm (80N to 220N) cable ties. See page 136.

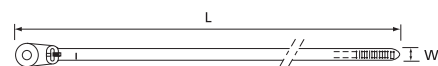


ERG120

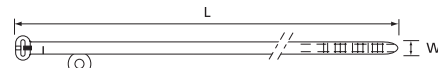
For use with 4,7mm to 7,7mm (220N to 540N) cable ties. See page 136.

Dimensions

TY...M, TY...MX



TYF35M, TYF535M



Special ties with steel locking barb

Panel mounting cable ties



Characteristics

- Provides both fastening and clip-mounting
- Fast pre- or on-site-assembly for a range of panel thickness up to 4,0mm
- Fast and secure installation

Technical information

- Material - Molding: Polyamide 6.6
- Material - Locking barb: 316 grade stainless steel
- Temperature range: -40°C to +85°C
- Color: Natural or UV-resistant black
- Flammability rating: UL 94 V-2
- Other properties: UV-resistant (black), Halogen free, Silicone free

Panel mounting cable ties

Product code	GID No.	Color	Bundle ø from ... to [mm]	Diameter of mounting hole [mm]	Length L [mm]	Width W [mm]	Min. tensile strength [N]	For panel thicknesses from ... to [mm]	Quantity [pieces]
With wing									
TY54SM	7TCG009460R0104	Natural	2 - 32	4,5 - 5,2	150	3,5	130	0,1 - 2,5	1000
TY54SMX	7TCG009460R0105	UV-resistant black	2 - 32	4,5 - 5,2	150	3,5	130	0,1 - 2,5	1000
TY38M	7TAG009530R0005	Natural	3,5 - 44	6,4 - 6,7	200	4,7	220	1,0 - 4,0	1000
TY38MX	7TAG009530R0006	UV-resistant black	3,5 - 44	6,4 - 6,7	200	4,7	220	1,0 - 4,0	1000
Without wing									
696-41836	7TAG009530R0003	Natural	3,5 - 45	5,8 - 7,5	197	4,8	220	2,2 - 3,7	1000

Description of product code structure: see page 13.

Description of materials and properties: see pages 144 to 159.

For tooling specifications: see pages 136 to 143.

Tooling

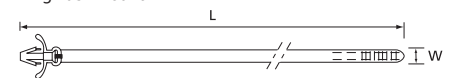


ERG50


For use with 3,5mm to 4,8mm (220N) cable ties. See page 136.

Dimensions

Wing Push Mount



Push Mount without Wing



Special ties with steel locking barb

Blind mounting cable ties



Characteristics

- Suitable for hard-to-reach areas
- Fast hidden mounting on walls and vehicle chassis
- Twist off the locking head
- Pull the tie end through the fastening hole
- Place locking head on tie end
- Pull tight and cut off excess
- In the locked state, head neatly covers the mounting hole

Technical information

- Material - Molding: Polyamide 6.6
- Material - Locking barb: 316 grade stainless steel
- Temperature range: -40°C to +85°C
- Color: Natural or UV-resistant black
- Flammability rating: UL 94 V-2
- Other properties: UV-resistant (black), Halogen free, Silicone free

Blind mounting cable ties



Product code	GID No.	Color	Bundle ø from ... to [mm]	Diameter of mounting hole [mm]	Length L [mm]	Width W [mm]	Min. tensile strength [N]	Quantity [pieces]
Standard pack size								
TYG534M	7TCG009520R0080	Natural	2 - 32	6,4 - 7,0	160	3,6	180	100
TYG534MX	7TCG009520R0081	UV-resistant black	2 - 32	6,4 - 7,0	160	3,6	180	100
Bulk pack size								
TYG34M	7TCG009520R0078	Natural	2 - 32	6,4 - 7,0	160	3,6	180	1000
TYG34MX	7TCG009520R0079	UV-resistant black	2 - 32	6,4 - 7,0	160	3,6	180	1000

Description of product code structure: see page 13.

Description of materials and properties: see pages 144 to 159.

For tooling specifications: see pages 136 to 143.

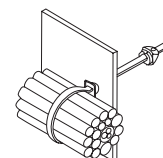
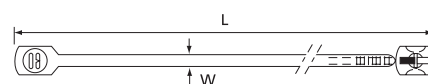
Tooling



ERG50

For use with 4,8mm (220N) cable ties. See page 136.

Dimensions



Special ties with steel locking barb

Integrated peg / nail cable ties



Characteristics

- TY545MX, with integrated nail for mounting onto wood or similar materials
- TY544MX, with integrated peg for mounting onto porous concrete or similar materials (masonry)
- Very simple application

Technical information

- Material - Molding: Polyamide 6.6
- Material - Locking barb: 316 grade stainless steel
- Temperature range: -40°C to +85°C
- Color: UV-resistant black
- Flammability rating: UL 94 V-2
- Other properties: UV-resistant, Halogen free, Silicone free

Integrated peg / nail cable ties

Product code	GID No.	Bundle ø from ... to [mm]	Diameter of mounting hole [mm]	Length L [mm]	Width W [mm]	Min. tensile strength [N]	Mounting hole depth (min) [mm]	Quantity [pieces]
TY544MX	7TAG009530R0008	3,5 - 45	6,4	200	4,6	220	25	50
TY545MX	7TAG009520R0073	4,7 - 38,1	-	200	4,7	220	-	50

Description of product code structure: see page 13.

Description of materials and properties: see pages 144 to 159.

For tooling specifications: see pages 136 to 143.

Tooling



ERG50
For use with 2,3mm to 4,7mm (220N) cable ties. See page 136.



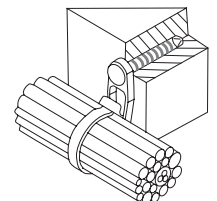

ERG120
For use with 4,8-7,6mm (220N to 540N) cable ties. See page 136.

Dimensions

TY544MX



TY545MX



Special ties

Releasable cable ties



Characteristics

- For temporary but strong bundling, such as during control box wiring
- Very simple application
- Available in 2 lengths
- May be re-used many times
- No tooling necessary

Technical information

- Material: Polyamide 6.6
- Temperature range: -40°C to +85°C
- Color: Natural
- Flammability rating: UL 94 V-2
- Other properties: Halogen free, Silicone free

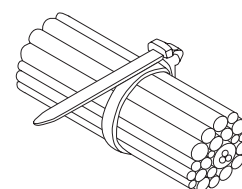

Releasable cable ties

Product code	GID No.	Bundle ø from ... to [mm]	Length L [mm]	Width W [mm]	Min. tensile strength [N]	Quantity [pieces]
TYR505	7TAG009540R0001	10 - 44	190	4,7	220	100
TYR508	7TAG009540R0002	10 - 102	364	4,7	220	100

Description of product code structure: see page 13.

Description of materials and properties: see pages 144 to 159.

Dimensions



Pull end of tie through head.
Turn tie end back on itself
and insert into side of clip.
To open, release tie end
from clip and open tie.

Special ties with steel locking barb

Cable ties with identification tag



Characteristics

- Identification ties with incorporated label for durable marking and tying
- Label forms onto the bundle for types TY512M, TY51M and protrudes for ties TY532M and TY53M
- Series 51M is MIL (MS-3368-5) approved
- Trouble-free installation
- All edges are rounded to make installation easier
- Available in bulk packaging (500/1000 pieces) or in small packaging (100 pieces)

Technical information

- Material - Molding: Polyamide 6.6
- Material - Locking barb: 316 grade stainless steel
- Temperature range: -40°C to +85°C
- Color: Natural
- Flammability rating: UL 94 V-2
- Other properties: Halogen free, Silicone free

Cable ties with identification tag



Product code	GID No.	Bundle ø from ... to [mm]	Length L [mm]	Width W [mm]	Thickness [mm]	Min. tensile strength [N]	Label dimensions [mm]	Quantity [pieces]
Standard pack size								
TY551M	7TAG009510R0065	10 - 16	92	2,4	1,0	80	25,4 x 7,9	100
TY5512M	7TAG009510R0064	10 - 51	210	2,4	1,0	80	25,4 x 7,9	100
TY553M	7TAG009510R0069	2 - 16	102	2,4	1,0	80	20,6 x 9,3	100
TY5532M	7TAG009510R0067	2 - 51	212	2,4	1,0	80	20,6 x 9,3	100
Bulk pack size								
TY51M*	7TAG009510R0046	10 - 16	92	2,4	1,0	80	25,4 x 7,9	500
TY512M*	7TAG009510R0044	10 - 51	210	2,4	1,0	80	25,4 x 7,9	1000
TY53M	7TAG009510R0052	2 - 16	102	2,4	1,0	80	20,6 x 9,3	500
TY532M	7TAG009510R0050	2 - 51	212	2,4	1,0	80	20,6 x 9,3	1000

*TY51M and TY512M are UL listed.

For other materials and colors contact your Sales Office.

Description of product code structure: see page 13.

Description of materials and properties: see pages 144 to 159.

For tooling specifications: see pages 136 to 143.

Tooling

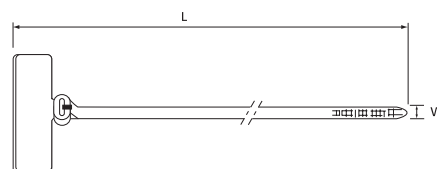


ERG50

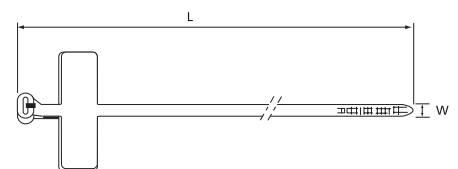
For use with 2,4 mm to 4,8 mm (80N to 220N) cable ties. See page 136.

Dimensions

TY53M, TY553M, TY532M, TY5532M



TY51M, TY551M, TY512M, TY5512M



Special ties with steel locking barb

Cable ties with identification tag



Characteristics

- Identification ties with incorporated label for durable marking and tying
- Label forms onto the bundle
- 5 different versions, up to 4 straps, in bulk and small packaging
- 4 versions (up to 3 straps) are Mil-specified
- Trouble free installation
- Labelling of bundles up to 102mm diameter
- All edges are rounded and surfaces smoothed to make installation easier

Technical information

- Material - Molding: Polyamide 6.6
- Material - Locking barb: 316 grade stainless steel
- Temperature range: -40°C to +85°C
- Color: Natural
- Approvals: MIL: MS-3368 -1, -2, -3, -4
- Flammability rating: UL 94 V-2
- Other properties: Halogen free, Silicone free



Cable ties with identification tag

Product code	GID No.	Bundle ø from ... to [mm]	Length L [mm]	Width W [mm]	Thickness [mm]	Min. tensile strength [N]	Label dimensions [mm]	Quantity [pieces]
Standard pack size								
TY548M	7TAG009510R0063	19 - 102	360	4,8	1,1	220	13,1 x 57,2	100
TY546M	7TAG009510R0058	9,5 - 45	184	4,8	1,1	220	13,1 x 27,0	100
TY546MD	7TAG009510R0059	9,5 - 45	184	4,8	1,1	220 x 2	29,7 x 27,0	50
TY546MT	7TAG009510R0061	9,5 - 45	184	4,8	1,1	220 x 3	46,0 x 27,0	100
TY546MF	7TAG009510R0060	9,5 - 45	184	4,8	1,1	220 x 4	63,1 x 27,0	50
Bulk pack size								
TY48M*	7TAG009510R0039	19 - 102	360	4,8	1,1	220	13,1 x 57,2	1000
TY46M*	7TAG009510R0018	9,5 - 45	184	4,8	1,1	220	13,1 x 27,0	1000
TY46MD	7TAG009510R0025	9,5 - 45	184	4,8	1,1	220 x 2	29,7 x 27,0	500
TY46MT	7TAG009510R0033	9,5 - 45	184	4,8	1,1	220 x 3	46,0 x 27,0	500
TY46MF	7TAG009510R0031	9,5 - 45	184	4,8	1,1	220 x 4	63,1 x 27,0	250

* TY46M and TY48M are cURus certified.

For other materials and colors contact your Sales Office.

Description of product code structure: see page 13.

Description of materials and properties: see pages 144 to 159.

For tooling specifications: see pages 136 to 143.

Tooling




ERG50
For use with 2,4mm up to 4,8 mm (80N to 220N) cable ties. See page 136.




ERG120
For use with 4,8mm up to 7,6 mm (220N to 540N) cable ties. See page 136.

Dimensions

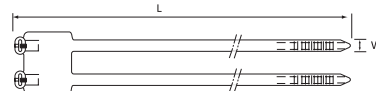
TY48M



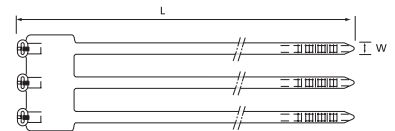
TY46M



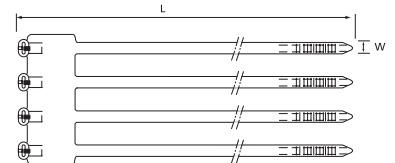
TY46MD




TY46MT



TY46MF





Ty-Met™ stainless steel cable ties

Stainless steel cable ties

Ty-Met™ stainless steel ties are the ultimate solution to install your cables in extreme conditions and hazardous areas, indoor and outdoor, such as the petrochemical and food processing industries, power stations, mining, shipbuilding, offshore and other aggressive environments.

Ty-Met™ stainless steel ties provide a high mechanical strength combined with chemical durability and temperature resistance.

They are available in several different types:

- Ball-lock type: quick and reliable self-locking mechanism
- Ladder type: easy application and strong locking system
- Strap type: either pre-assembled or on reel with separate heads
- Releasable type: can be unfastened for re-use
- Identification system: durable in tough environments and extreme conditions
- Band on reel with separate heads, for a cost saving installation without waste

Ty-Met™ cable ties have international approvals such as UL, Germanischer Lloyd, Lloyd's Register and Det Norske Veritas.

All types are available in 316 grade (marine grade) stainless steel, for extra corrosion resistance.

Available in uncoated version (for high temperature applications) or in fully coated version with non-toxic, halogen free coating, for superior protection of cables and installer's hands and for an improved insulation between dissimilar materials.

A range of dedicated hand tools completes the product offering.



Ty-Met™ the ultimate solution to install your cable ties

Ideal for extreme conditions, hazardous areas and aggressive environments.




Ty-Met™ stainless steel cable ties

Features and benefits

Ball-lock type

Easy application and strong self-locking mechanism (steel ball), with low insertion force



Ball-lock retained tension type

Wave-form spring crimp eliminates movement – even in high-vibration applications




Dual lock ties

304 & 316 grade stainless steel construction, with two-piece design for fast and easy installation



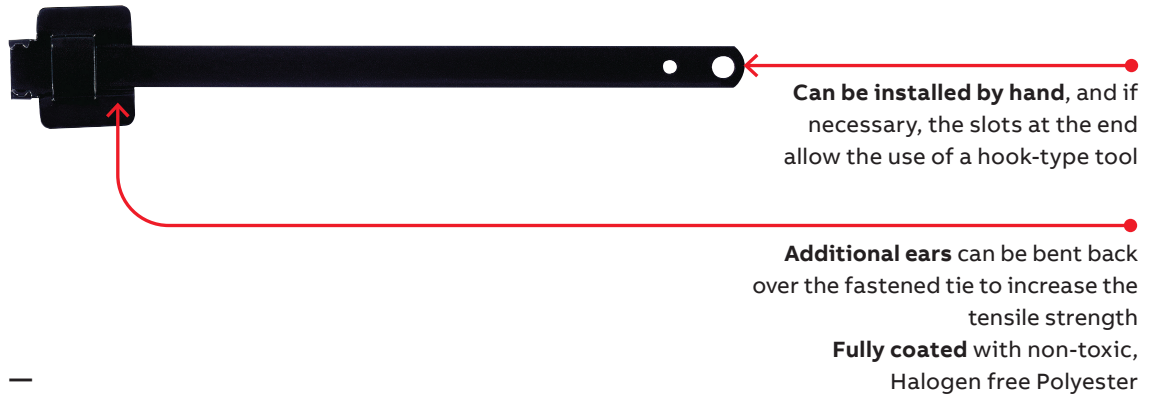
Ladder type

Self-locking mechanism (pawl and ratchet)



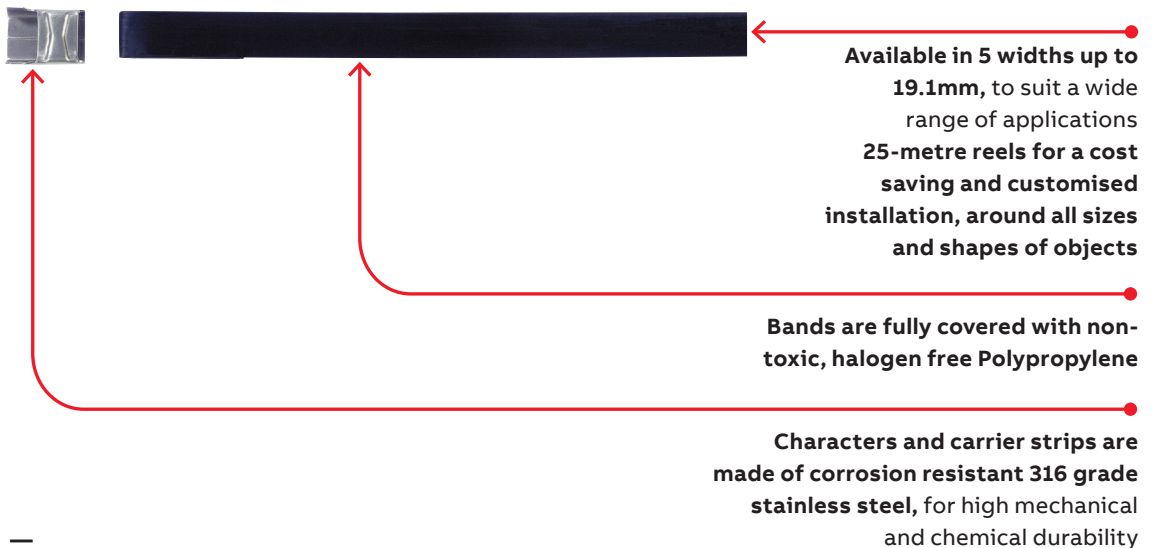
Releasable type

The unique buckle design allows the tie to be unfastened for re-use



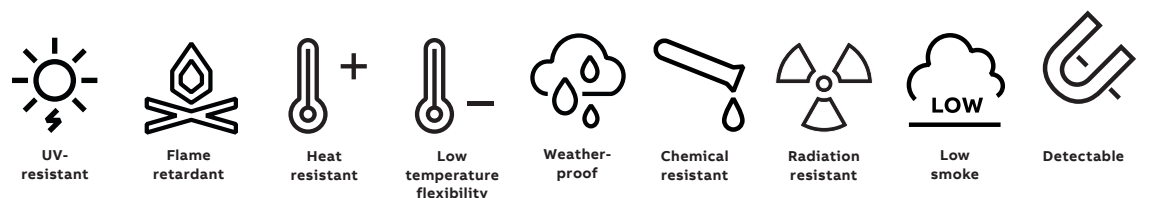
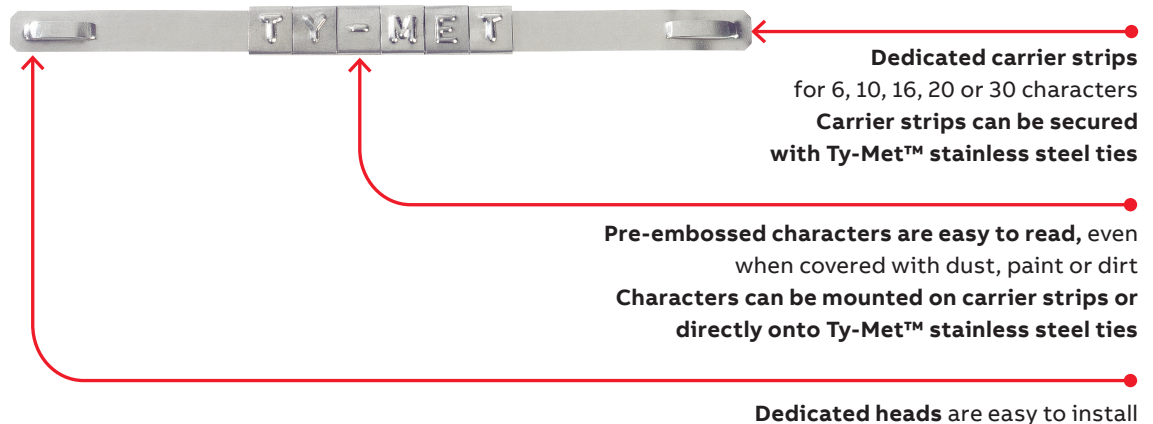
Bands on reel with separate heads

Bands and separate heads are made of corrosion resistant 316 grade stainless steel, for high mechanical and chemical durability



ID system

Durable identification system for tough environments and extreme conditions, indoor and outdoor



Ty-Met™ stainless steel cable ties

Selection chart & specifications

Selection chart & specifications

Type	Material	Coating	Series	Shape	Range		Tensile strength [N]	Operating temperature range	Tool	Page reference
					Width [mm]	Length [mm]				
Ball-lock type	304 Grade stainless steel	Uncoated	YLS-4.6-...A		4,6	125 - 1400	778	-60°C to 300°C	CT3 / DAS-250	51
			YLS-7.9-...A		7,9	125 - 1400	1112	-60°C to 300°C	CT3 / DAS-250	52
	316 Grade stainless steel	Uncoated	YLS-4.6-...B		4,6	125 - 1400	778	-60°C to 300°C	CT3 / DAS-250	51
			YLS-7.9-...B		7,9	125 - 1400	1112	-60°C to 300°C	CT3 / DAS-250	52
	Polyester	YLS-4.6-...BC		4,6	125 - 1400	778	-40°C to 165°C	CT3 / DAS-250	53	
			YLS-7.9-...BC		7,9	125 - 1400	1112	-40°C to 165°C	CT3 / DAS-250	53
Ball-lock type, heavy-duty	316 Grade stainless steel	Uncoated	YLS-12-...B		12,0	200 - 1400	1117	-40°C to 300°C	CT3 / CT7	54
			YLS-16-...B		16,0	200 - 1400	4000	-40°C to 300°C	CT3 / CT7	54
	Polyester	YLS-12-...BC		12,0	200 - 1400	1335	-40°C to 165°C	CT3 / CT7	55	
			YLS-16-...BC		16,0	200 - 1400	2002	-40°C to 165°C	CT3 / CT7	55
Ty-Met retained-tension type	304 or 316 Grade stainless steel	Uncoated	RS-4.6-...A		4,6	200 - 680	890	-80°C to 300°C	DAS-250	56
			RS-7.9-...A		7,9	200 - 680	2000	-80°C to 300°C	DAS-250	
Dual-lock type	304 Grade stainless steel	Uncoated	SS*-* SS*-*		4,5	165 - 737	445	-40°C to 300°C	WTA290	57
					6,35	254 - 889	890	-40°C to 300°C	WTA250	
Ladder type	316 Grade stainless steel	Uncoated	YLD-7-...-B		7,0	150 - 610	529	-40°C to 300°C	CT3 / WT3S	58
			YLD-12-...-B		12,0	150 - 610	450	-40°C to 300°C	CT3 / WT3S	58
	Polyester	YLD-7-...-BC		7,0	150 - 610	529	-40°C to 165°C	CT3 / WT3S	59	
			YLD-12-...-BC		12,0	150 - 610	778	-40°C to 165°C	CT3 / WT3S	59
Releasable type	316 Grade stainless steel	Polyester	YRL-5-*--BC		5,0	150 - 650	1335	-40°C to 165°C	CT3	60
			YRL-10-*--BC		10,0	150 - 900	1559	-60°C to 165°C	CT3	60
Bands on reel & separate heads	316 Grade stainless steel	Polypropylene	YBR-...-BC	Bands	6,4 - 9,5 - 12,7 - 15,9 -	25.000	737 - 2220	-25°C to 90°C	CT8	61
		Uncoated	YBRH-...	Heads	6,4 - 9,5 - 12,7 -	-	-	-25°C to 90°C	CT8	61
Identification system	316 Grade stainless steel	Uncoated	YID-CHAR-...	Characters all letters & digits + 6 symbols	8	9.2	-	-40°C to 300°C	-	62, 63
			YID-STRIP-...	Strips	7,9	93 - 290	-	-40°C to 300°C	-	63

Reel (1): Reel in cardboard box.

Ty-Met™ stainless steel cable ties

Ball-lock type – Standard widths, uncoated



Characteristics

The ball-lock type stainless steel ties from ABB are self-locking and require no time consuming crimping or folding operations

- Strong self-locking mechanism (stainless steel ball), with low insertion force
- Fast, easy and reliable installation
- Standard widths (4,6mm & 7,9mm, suitable for most applications, indoor and outdoor)
- Uncoated version, suitable for high temperature environments
- 2 grades of non-magnetic stainless steel: 304 grade for standard applications and 316 grade (marine grade) for extra corrosion resistance

- Applications: installation of cables and pipes in extreme conditions and hazardous areas, such as: petrochemical and food processing industries, power stations, mining, shipbuilding, offshore and other aggressive environments

Technical information

- Material: A. 304 grade non-magnetic stainless steel; B. 316 grade non-magnetic stainless steel
- Temperature range: -60°C to +300°C
- Color: Metallic
- Extremely high flame and UV resistance
- Strap thickness: 0,26mm

Ball-lock type – Standard widths, uncoated



Product code	GID No.	Bundle ø from ... to [mm]	Length L [mm]	Width W [mm]	Min. tensile strength [N]	Quantity [pieces]
Stainless steel 304						
YLS-4.6-100A	7TCG009410R0010	20 - 25	100	4,6	778	100
YLS-4.6-125A	7TCG009410R0013	20 - 25	125	4,6	778	100
YLS-4.6-150A	7TCG009410R0015	20 - 35	150	4,6	778	100
YLS4.6-200A	7TCG009410R0035	20 - 50	200	4,6	778	100
YLS-4.6-300A	7TCG009410R0016	20 - 83	300	4,6	778	100
YLS4.6-360A	7TCG009410R0037	20 - 100	360	4,6	778	100
YLS4.6-520A	7TCG009410R0039	20 - 150	520	4,6	778	100
YLS-4.6-680A	7TCG009410R0020	20 - 200	680	4,6	778	100
YLS-4.6-840A	7TCG009420R0102	20 - 250	840	4,6	778	100
YLS-4.6-1000A	7TCG009410R0009	20 - 300	1000	4,6	778	100
YLS-4.6-1200A	7TCG009420R0086	20 - 365	1200	4,6	778	100
YLS-4.6-1400A	7TCG009420R0090	20 - 425	1400	4,6	778	100
Stainless steel 316						
YLS-4.6-100B	7TCG009410R0011	20 - 25	100	4,6	778	100
YLS-4.6-125B	7TCG009410R0014	20 - 25	125	4,6	778	100
YLS-4.6-150B	7TCG009420R0093	20 - 35	150	4,6	778	100
YLS4.6-200B	7TCG009410R0036	20 - 50	200	4,6	778	100
YLS-4.6-300B	7TCG009410R0017	20 - 83	300	4,6	778	100
YLS4.6-360B	7TCG009410R0038	20 - 100	360	4,6	778	100
YLS-4.6-520B	7TCG009410R0019	20 - 150	520	4,6	778	100
YLS-4.6-680B	7TCG009410R0021	20 - 200	680	4,6	778	100
YLS-4.6-840B	7TCG009420R0103	20 - 250	840	4,6	778	100
YLS-4.6-1000B	7TCG009420R0084	20 - 300	1000	4,6	778	100
YLS-4.6-1200B	7TCG009420R0087	20 - 365	1200	4,6	778	100
YLS-4.6-1400B	7TCG009420R0091	20 - 425	1400	4,6	778	100

* Some approvals may not be applicable to all product codes. Contact your Sales Office for approvals limitations.

Tooling




CT3
For use with 4,6mm to 7,9mm (778N to 1112N) cable ties. See page 137.



DAS-250
For use with 4,6mm to 7,9mm (778N to 1112N) cable ties. See page 137.

Dimensions



Ty-Met™ stainless steel cable ties

Ball-lock type – Standard widths, uncoated



Characteristics

The ball-lock type stainless steel ties from ABB are self-locking and require no time consuming crimping or folding operations

- Strong self-locking mechanism (stainless steel ball), with low insertion force
- Fast, easy and reliable installation
- Standard widths (4,6mm & 7,9mm, suitable for most applications, indoor and outdoor)
- Uncoated version, suitable for high temperature environments
- 2 grades of non-magnetic stainless steel: 304 grade for standard applications and 316 grade (marine grade) for extra corrosion resistance

- Applications: installation of cables and pipes in extreme conditions and hazardous areas, such as: petrochemical and food processing industries, power stations, mining, shipbuilding, offshore and other aggressive environments

Technical information

- Material: A. 304 grade non-magnetic stainless steel; B. 316 grade non-magnetic stainless steel
- Temperature range: -60°C to +300°C
- Color: Metallic
- Extremely high flame and UV resistance

Ball-lock type – Standard widths, uncoated



Product code	GID No.	Bundle ø from ... to [mm]	Length L [mm]	Width W [mm]	Min. tensile strength [N]	Quantity [pieces]
Stainless steel 304						
YLS-7.9-100A	7TCG009420R0107	20-20	100	7,9	1112	100
YLS-7.9-125A	7TCG009420R0113	20-22	125	7,9	1112	100
YLS-7.9-150A	7TCG009420R0119	20-35	150	7,9	1112	100
YLS7.9-200A	7TCG009410R0040	20-50	200	7,9	1112	100
YLS-7.9-300A	7TCG009410R0026	20-83	300	7,9	1112	100
YLS7.9-360A	7TCG009410R0041	20-100	360	7,9	1112	100
YLS7.9-520A	7TCG009410R0042	20-150	520	7,9	1112	100
YLS-7.9-680A	7TCG009420R0125	20-200	680	7,9	1112	100
YLS-7.9-840A	7TCG009420R0127	20-250	840	7,9	1112	100
YLS-7.9-1000A	7TCG009410R0023	20-300	1000	7,9	1112	100
YLS-7.9-1200A	7TCG009420R0110	20-365	1200	7,9	1112	100
YLS-7.9-1400A	7TCG009420R0116	20-425	1400	7,9	1112	100
Stainless steel 316						
YLS-7.9-100B	7TCG009420R0108	20-20	100	7,9	1112	100
YLS-7.9-125B	7TCG009420R0114	20-22	125	7,9	1112	100
YLS-7.9-150B	7TCG009420R0120	20-35	150	7,9	1112	100
YLS-7.9-200B	7TCG009410R0025	20-50	200	7,9	1112	100
YLS-7.9-300B	7TCG009410R0027	20-83	300	7,9	1112	100
YLS-7.9-360B	7TCG009410R0029	20-100	360	7,9	1112	100
YLS-7.9-520B	7TCG009410R0031	20-150	520	7,9	1112	100
YLS-7.9-680B	7TCG009410R0032	20-200	680	7,9	1112	100
YLS-7.9-840B	7TCG009410R0033	20-250	840	7,9	1112	100
YLS-7.9-1000B	7TCG009420R0105	20-300	1000	7,9	1112	100
YLS-7.9-1200B	7TCG009420R0111	20-365	1200	7,9	1112	100
YLS-7.9-1400B	7TCG009420R0117	20-425	1400	7,9	1112	100

* Some approvals may not be applicable to all product codes. Contact your Sales Office for approvals limitations.

Tooling




CT3
For use with 4,6mm to 7,9mm (778N to 1112N) cable ties. See page 137.



DAS-250
For use with 4,6mm to 7,9mm (778N to 1112N) cable ties. See page 137.

Dimensions



Ty-Met™ stainless steel cable ties

Ball-lock type – Standard widths, fully coated



Characteristics

The ball-lock type stainless steel ties from ABB are self-locking and require no time consuming crimping or folding operations

- Strong self-locking mechanism (stainless steel ball), with low insertion force
- Fast, easy and reliable installation
- Standard widths (4,6mm & 7,9mm, suitable for most applications, indoor and outdoor)
- Corrosion resistant 316 grade stainless steel (marine grade) for high mechanical and chemical durability
- Fully coated version with non-toxic, halogen free Polyester coating, for a superior protection of cables and installer's hands and for an improved insulation between dissimilar materials

- Applications: installation of cables and pipes in extreme conditions and hazardous areas, such as: petrochemical and food processing industries, power stations, mining, shipbuilding, offshore and other aggressive environments

Technical information

- Material: 316 grade non-magnetic stainless steel
- Coating: Polyester
- Temperature range: -40°C to +165°C
- Color: Black
- Extremely high flame and UV resistance
- Strap thickness: 0,36mm

Ball-lock type – Standard widths, fully coated



Product code	GID No.	Bundle ø from ... to [mm]	Length L [mm]	Width W [mm]	Min. tensile strength [N]	Quantity [pieces]
YLS-4.6-100BC	7TCG009410R0012	20 - 25	100	4,6	778	100
YLS-4.6-125BC	7TCG009420R0089	20 - 25	125	4,6	778	100
YLS-4.6-150BC	7TCG009410R0034	20 - 35	150	4,6	778	100
YLS-4.6-200BC	7TCG009420R0094	20 - 50	200	4,6	778	100
YLS-4.6-300BC	7TCG009410R0018	20 - 83	300	4,6	778	100
YLS-4.6-360BC	7TCG009420R0098	20 - 100	360	4,6	778	100
YLS-4.6-520BC	7TCG009420R0101	20 - 150	520	4,6	778	100
YLS-4.6-680BC	7TCG009410R0022	20 - 200	680	4,6	778	100
YLS-4.6-840BC	7TCG009420R0104	20 - 250	840	4,6	778	100
YLS-4.6-1000BC	7TCG009420R0085	20 - 300	1000	4,6	778	100
YLS-4.6-1200BC	7TCG009420R0088	20 - 365	1200	4,6	778	100
YLS-4.6-1400BC	7TCG009420R0092	20 - 425	1400	4,6	778	100
YLS-7.9-100BC	7TCG009420R0109	20 - 20	100	7,9	1112	100
YLS-7.9-125BC	7TCG009420R0115	20 - 22	125	7,9	1112	100
YLS-7.9-150BC	7TCG009410R0024	20 - 35	150	7,9	1112	100
YLS-7.9-200BC	7TCG009420R0122	20 - 50	200	7,9	1112	100
YLS-7.9-300BC	7TCG009410R0028	20 - 83	300	7,9	1112	100
YLS-7.9-360BC	7TCG009410R0030	20 - 100	360	7,9	1112	100
YLS-7.9-520BC	7TCG009420R0124	20 - 150	520	7,9	1112	100
YLS-7.9-680BC	7TCG009420R0126	20 - 200	680	7,9	1112	100
YLS-7.9-840BC	7TCG009420R0128	20 - 250	840	7,9	1112	100
YLS-7.9-1000BC	7TCG009420R0106	20 - 300	1000	7,9	1112	100
YLS-7.9-1200BC	7TCG009420R0112	20 - 365	1200	7,9	1112	100
YLS-7.9-1400BC	7TCG009420R0118	20 - 425	1400	7,9	1112	100

* Some approvals may not be applicable to all product codes.
Contact your Sales Office for approvals limitations.

Tooling




CT3
For use with 4,6mm to 7,9mm (778N to 1112N) cable ties. See page 137.



DAS-250
For use with 4,6mm to 7,9mm (778N to 1112N) cable ties. See page 137.

Dimensions



Ty-Met™ stainless steel cable ties

Ball-lock type – Heavy-duty ties, uncoated



Characteristics

The ball-lock type stainless steel ties from ABB are self-locking and require no time consuming crimping or folding operations

- Strong self-locking mechanism (stainless steel ball), with low insertion force
- Fast, easy and reliable installation
- Heavy-duty version (12mm & 16mm of width), for extreme applications, indoor and outdoor
- Uncoated version, suitable for high temperature environments
- Corrosion resistant 316 grade stainless steel (marine grade) for high mechanical and chemical durability

- Applications: installation of cables and pipes in extreme conditions and hazardous areas, such as: petrochemical and food processing industries, power stations, mining, shipbuilding, offshore and other aggressive environments

Technical information

- Material: 316 grade non-magnetic stainless steel
- Temperature range: -60°C to +300°C
- Color: Metallic
- Extremely high flame and UV resistance
- Strap thickness: 0,32mm

Ball-lock type – Heavy-duty ties, uncoated



Product code	GID No.	Max. bundle dia. [mm]	Length L [mm]	Width W [mm]	Min. tensile strength [N]	Quantity [pieces]
YLS-12-200B	7TCG009420R0038	25	200	12,0	1117	50
YLS-12-300B	7TCG009420R0040	55	300	12,0	1117	50
YLS-12-360B	7TCG009420R0042	75	360	12,0	1117	50
YLS-12-440B	7TCG009420R0044	102	440	12,0	1117	50
YLS-12-520B	7TCG009420R0046	130	520	12,0	1117	50
YLS-12-600B	7TCG009420R0048	155	600	12,0	1117	50
YLS-12-680B	7TCG009420R0050	180	680	12,0	1117	50
YLS-12-760B	7TCG009420R0052	205	760	12,0	1117	50
YLS-12-840B	7TCG009420R0054	230	840	12,0	1117	50
YLS-12-920B	7TCG009420R0056	255	920	12,0	1117	50
YLS-12-1000B	7TCG009420R0032	280	1000	12,0	1117	25
YLS-12-1200B	7TCG009420R0034	345	1200	12,0	1117	25
YLS-12-1400B	7TCG009420R0036	405	1400	12,0	1117	25
YLS-16-200B	7TCG009420R0064	25	200	16,0	4005	50
YLS-16-300B	7TCG009420R0066	55	300	16,0	4005	50
YLS-16-360B	7TCG009420R0068	75	360	16,0	4005	50
YLS-16-440B	7TCG009420R0070	102	440	16,0	4005	50
YLS-16-520B	7TCG009420R0072	130	520	16,0	4005	50
YLS-16-600B	7TCG009420R0074	155	600	16,0	4005	50
YLS-16-680B	7TCG009420R0076	180	680	16,0	4005	50
YLS-16-760B	7TCG009420R0078	205	760	16,0	4005	50
YLS-16-840B	7TCG009420R0080	230	840	16,0	4005	50
YLS-16-920B	7TCG009420R0082	255	920	12,0	4005	50
YLS-16-1000B	7TCG009420R0058	280	1000	16,0	4005	25
YLS-16-1200B	7TCG009420R0060	345	1200	16,0	4005	25
YLS-16-1400B	7TCG009420R0062	405	1400	16,0	4005	25

* Some approvals may not be applicable to all product codes.
Contact your Sales Office for approvals limitations.

Tooling




CT3
For use with 12mm (1117N) cable ties. See page 137.



CT7
For use with 12mm to 16mm (1117N to 4005N) cable ties. See page 137.

Dimensions



Ty-Met™ stainless steel cable ties

Ball-lock type – Heavy-duty ties, fully coated



Characteristics

The ball-lock type stainless steel ties from ABB are self-locking and require no time consuming crimping or folding operations

- Strong self-locking mechanism (stainless steel ball), with low insertion force
- Fast, easy and reliable installation
- Heavy-duty version (12mm & 16mm of width), for extreme applications, indoor and outdoor
- Corrosion resistant 316 grade stainless steel (marine grade) for high mechanical and chemical durability
- Fully coated version with non-toxic, halogen free Polyester coating, for a superior protection of

cables and installer's hands and for an improved insulation between dissimilar materials

- Applications: installation of cables and pipes in extreme conditions and hazardous areas, such as: petrochemical and food processing industries, power stations, mining, shipbuilding, offshore and other aggressive environments

Technical information

- Material: 316 grade non-magnetic stainless steel
- Coating: Black Polyester
- Temperature range: -40°C to +165°C
- Extremely high flame and UV resistance
- Strap thickness: 0,42mm

Ball-lock type – Heavy-duty ties, uncoated

Product code	GID No.	Bundle ø from ... to [mm]	Length L [mm]	Width W [mm]	Min. tensile strength [N]	Quantity [pieces]
YLS-12-200BC	7TCG009420R0039	20 - 25	200	12,0	1335	50
YLS-12-300BC	7TCG009420R0041	20 - 25	300	12,0	1335	50
YLS-12-360BC	7TCG009420R0043	20 - 35	360	12,0	1335	50
YLS-12-440BC	7TCG009420R0045	20 - 50	440	12,0	1335	50
YLS-12-520BC	7TCG009420R0047	20 - 83	520	12,0	1335	50
YLS-12-600BC	7TCG009420R0049	20 - 100	600	12,0	1335	50
YLS-12-680BC	7TCG009420R0051	20 - 150	680	12,0	1335	50
YLS-12-760BC	7TCG009420R0053	20 - 200	760	12,0	1335	50
YLS-12-840BC	7TCG009420R0055	20 - 250	840	12,0	1335	50
YLS-12-920BC	7TCG009420R0057	20 - 255	920	12,0	1335	50
YLS-12-1000BC	7TCG009420R0033	20 - 300	1000	12,0	1335	25
YLS-12-1200BC	7TCG009420R0035	20 - 365	1200	12,0	1335	25
YLS-12-1400BC	7TCG009420R0037	20 - 425	1400	12,0	1335	25
YLS-16-200BC	7TCG009420R0065	20 - 20	200	16,0	2002	50
YLS-16-300BC	7TCG009420R0067	20 - 22	300	16,0	2002	50
YLS-16-360BC	7TCG009420R0069	20 - 35	360	16,0	2002	50
YLS-16-440BC	7TCG009420R0071	20 - 50	440	16,0	2002	50
YLS-16-520BC	7TCG009420R0073	20 - 83	520	16,0	2002	50
YLS-16-600BC	7TCG009420R0075	20 - 100	600	16,0	2002	50
YLS-16-680BC	7TCG009420R0077	20 - 150	680	16,0	2002	50
YLS-16-760BC	7TCG009420R0079	20 - 200	760	16,0	2002	50
YLS-16-840BC	7TCG009420R0081	20 - 250	840	16,0	2002	50
YLS-16-920BC	7TCG009420R0083	20 - 255	920	16,0	2002	50
YLS-16-1000BC	7TCG009420R0059	20 - 300	1000	16,0	2002	25
YLS-16-1200BC	7TCG009420R0061	20 - 365	1200	16,0	2002	25
YLS-16-1400BC	7TCG009420R0063	20 - 425	1400	16,0	2002	25

Tooling




CT3
For use with 12mm (1117N) cable ties. See page 137.



CT7
For use with 12mm to 16mm (1117N to 4005N) cable ties. See page 137.

Dimensions



Ty-Met™ vibration-resistant stainless steel cable ties

Wave-form spring crimp eliminates movement – even in high-vibration applications



Ty-Met vibration-resistant stainless steel cable ties from ABB combine the convenience of a ball-lock fastening mechanism with a spring crimp that maintains tension after installation. This feature helps to ensure that the ties won't slide down the cable bundle after they're installed – making them the ideal choice for high-vibration applications.

Features

- Specially formed spring crimp creates consistent tension for firm positioning
- High wave-form crimp provides positive clamping in high-vibration applications
- Crimp channel offers a path for a trace wire with protection from crushing and shorts
- Ball-lock mechanism is easy to assemble and adjust for tension

- Ties available in both type 304 stainless steel and type 316 marine-grade stainless steel for extended life in highly corrosive environments
- Install with ABB DAS-250 application tool

Applications

- Shipbuilding
- Industrial
- Oil and gas
- Heavy equipment and trucking
- Wind power and solar energy

Specifications

- Material: A. 304 grade non-magnetic stainless steel; B. 316 grade non-magnetic stainless steel
- Operating temperature: -80°C to 300°C
- Certifications/compliances: UL/EN/CSA62275 type 2S rated for AH-1 plenum
- Minimum bundle diameter for all lengths: 26mm

Ty-Met stainless steel retained-tension ball-lock cable ties


Product code	GID No.	Max. bundle dia.	Length L	Width W	[N]	Std. pkg quantity [pieces]
		[mm]	[mm]	[mm]		
Type 304 stainless steel – uncoated						
RS-4.6-200A	7TAG009420R0137	51	200	4,6	890	50
RS-4.6-260A	7TAG009420R0139	70	260	4,6	890	50
RS-4.6-360A	7TAG009420R0141	102	360	4,6	890	50
RS-4.6-520A	7TAG009420R0143	152	520	4,6	890	50
RS-4.6-680A	7TAG009420R0145	203	680	4,6	890	50
RS-7.9-200A	7TAG009420R0147	51	200	7,9	2000	50
RS-7.9-360A	7TAG009420R0149	102	360	7,9	2000	50
RS-7.9-520A	7TAG009420R0151	152	520	7,9	2000	50
RS-7.9-680A	7TAG009420R0153	203	680	7,9	2000	50
Type 316 marine-grade						
RS-4.6-200B	7TAG009420R0138	51	200	4,6	890	50
RS-4.6-260B	7TAG009420R0140	70	260	4,6	890	50
RS-4.6-360B	7TAG009420R0142	102	360	4,6	890	50
RS-4.6-520B	7TAG009420R0144	152	520	4,6	890	50
RS-4.6-680B	7TAG009420R0146	203	680	4,6	890	50
RS-7.9-200B	7TAG009420R0148	51	200	7,9	2000	50
RS-7.9-360B	7TAG009420R0150	102	360	7,9	2000	50
RS-7.9-520B	7TAG009420R0152	152	520	7,9	2000	50
RS-7.9-680B	7TAG009420R0154	203	680	7,9	2000	50

Tooling



DAS-250
For use with 4,6mm to 7,9mm (778N to 1112N) cable ties. See page 137.

Dimensions



Ty-Met™ stainless steel cable ties

Dual-lock stainless steel cable ties



Characteristics

- Proprietary installation system provides a positive crimp lock for precise installation
- Tool provides a customizable tension, automatic crimp and cuts the remaining tail
- Standard offering is 304 grade stainless steel
- Also available in 316 grade stainless steel (See local sales representative for MOQ, pricing and lead time)

Technical information

- Material: corrosion resistant 304 grade stainless steel (marine grade), for high mechanical and chemical durability
- Operating temperature: -40°C to +300°C
- Min. installation temperature: 0°C
- Flammability class: absolutely fireproof

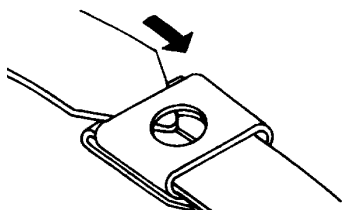
Dual-lock stainless steel cable ties

Product code	GID No.	Bundle ø from ... to [mm]	Length L [mm]	Width W [mm]	Tensile strength [N]	Std. pkg quantity [pieces]
Mini stainless steel cable ties						
SS7-180	7TAG009430R0006	25,0	165,0	4,5	444,8	100
SS10-180	7TAG009430R0001	51,0	254,0	4,5	444,8	100
SS16-180	7TAG009440R0008	102,0	406,0	4,5	444,8	100
SS23-180	7TAG009440R0009	152,0	572,0	4,5	444,8	100
SS29-180	7TAG009440R0010	203,0	737,0	4,5	444,8	100
Standard stainless steel cable ties						
SS10-250	7TAG009430R0002	51,0	254,0	6,35	890	100
SS17-250	7TAG009430R0003	102,0	419,0	6,35	890	100
SS23-250	7TAG009430R0005	152,0	572,0	6,35	890	100
SS29-250	7TAG009440R0011	203,0	737,0	6,35	890	100
SS35-250	7TAG009440R0012	254,0	889,0	6,35	890	100


0,38mm Thickness

Note: Other lengths available on special request

Add suffix -316 for 316 Stainless Steel



After wrapping the object to be tied, insert the free end of the tie through the buckle and into the tool.



Squeeze the handle of the tool to create the dual lock and cut off the tail. The cable tie forms a low-profile dual lock.



The tail is formed into a fold lock behind the buckle. The tool forces a dimple in the band into a hole in the buckle.

Tooling



WTA250
For use with 180 mini series Dual Lock cable ties. See page 137.



WTA290
For use with 250 series Dual Lock cable ties. See page 137.

Ty-Met™ stainless steel cable ties

Ladder type – Uncoated



Characteristics

The ladder type stainless steel ties from ABB have a flat, low profile head for easy application

- Strong self-locking mechanism (pawl and ratchet), requires no time consuming crimping or folding operations
- Flat and low profile head (no sharp edge), for easy installation
- Corrosion resistant 316 grade stainless steel for high mechanical and chemical durability
- Uncoated version for high temperature applications
- Increased usable length (slots up to the end of the tail), allows larger bundle diameters with the same tie length
- Larger slot at the end, allows the use of a hook-type tool

- Applications: Installation of cables and pipes in extreme conditions and hazardous areas, indoor and outdoor, such as: petrochemical and food processing industries, power stations, mining, shipbuilding, offshore and other aggressive environments

Technical information

- Material: 316 grade stainless steel
- Coating: Uncoated
- Temperature range: -40°C to +300°C
- Color: Metallic
- Extremely high flame and UV resistance



Ladder type – Uncoated

Product code	GID No.	Bundle ø from ... to [mm]	Length L [mm]	Width W [mm]	Material thickness [mm]	Min. tensile strength [N]	Quantity [pieces] Standard
YLD-7-150-B	7TCG009450R0217	20 - 45	150	7,0	0,30	529	100
YLD-7-225-B	7TCG009450R0219	20 - 70	225	7,0	0,30	529	100
YLD-7-300-B	7TCG009450R0221	20 - 95	300	7,0	0,30	529	100
YLD-7-450-B	7TCG009460R0157	20 - 140	450	7,0	0,30	529	100
YLD-7-610-B	7TCG009450R0224	20 - 190	610	7,0	0,30	529	100
YLD-12-150-B	7TCG009460R0133	20 - 43	150	12,0	0,35	529	100
YLD-12-225-B	7TCG009460R0136	20 - 60	225	12,0	0,35	529	100
YLD-12-300-B	7TCG009450R0212	20 - 80	300	12,0	0,35	529	100
YLD-12-450-B	7TCG009450R0214	20 - 135	450	12,0	0,35	529	100
YLD-12-610-B	7TCG009460R0143	20 - 185	610	1,0	0,35	529	100

* Some approvals may not be applicable to all product codes . Contact your Sales Office for approvals limitations.

Tooling

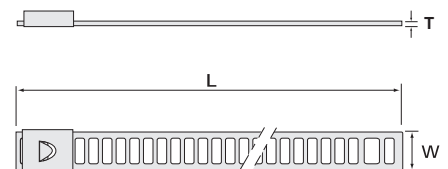


CT3
For use with 7,0mm to 12,0mm (529N) cable ties. See page 137.



WT35
For use with 7,0mm to 12,0mm (529N) cable ties. See page 137.

Dimensions



Ty-Met™ stainless steel cable ties

Ladder type – Fully coated



Characteristics

The ladder type stainless steel ties from ABB have a flat, low profile head for easy application

- Strong self-locking mechanism (pawl and ratchet), requires no time consuming crimping or folding operations
- Flat and low profile head (no sharp edge), for easy installation
- Corrosion resistant 316 grade stainless steel for high mechanical and chemical durability
- Fully coated version with non-toxic, Halogen free Polyester coating, for a superior protection of cables and installer's hands and for an improved insulation between dissimilar materials
- Increased usable length (slots up to the end of the tail), allows larger bundle diameters with the same tie length

- Larger slot at the end, allows the use of a hook-type tool
- Applications: Installation of cables and pipes in extreme conditions and hazardous areas, indoor and outdoor, such as: petrochemical and food processing industries, power stations, mining, shipbuilding, offshore and other aggressive environments

Technical information

- Material: 316 grade stainless steel
- Coating: Polyester
- Temperature range: -60°C to +165°C
- Color: Black
- Extremely high flame and UV resistance



Ladder type – Fully coated

Product code	GID No.	Bundle ø from ... to [mm]	Length L [mm]	Width W [mm]	Material thickness [mm]	Min. tensile strength [N]	Quantity [pieces]
YLD-7-150-BC	7TCG009450R0218	20 - 45	150	7,0	0,41	778	100
YLD-7-225-BC	7TCG009450R0220	20 - 70	225	7,0	0,41	778	100
YLD-7-300-BC	7TCG009450R0222	20 - 95	300	7,0	0,41	778	100
YLD-7-450-BC	7TCG009450R0223	20 - 140	450	7,0	0,41	778	100
YLD-7-610-BC	7TCG009450R0225	20 - 190	610	7,0	0,41	778	100
YLD-12-150-BC	7TCG009450R0210	20 - 43	150	12,0	0,46	778	100
YLD-12-225-BC	7TCG009450R0211	20 - 60	225	12,0	0,46	778	100
YLD-12-300-BC	7TCG009450R0213	20 - 80	300	12,0	0,46	778	100
YLD-12-450-BC	7TCG009450R0215	20 - 135	450	12,0	0,46	778	100
YLD-12-610-BC	7TCG009460R0144	20 - 185	610	12,0	0,46	778	100

* Some approvals may not be applicable to all product codes.
Contact your Sales Office for approvals limitations.

Tooling

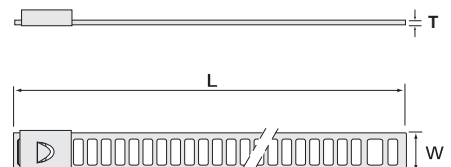


CT3
For use with 7,0mm to 12,0mm (778N) cable ties. See page 137.



WT3S
For use with 7,0mm to 12,0mm (778N) cable ties. See page 137.

Dimensions



Ty-Met™ stainless steel cable ties

Releasable type



Characteristics

The releasable type stainless steel ties from ABB have a unique buckle design that allows the ties to be unfastened for re-use

- Releasable and re-usable
- Corrosion resistant 316 grade stainless steel for high mechanical and chemical durability
- Fully coated version with non-toxic, Halogen free Polyester coating, for a superior protection of cables and installer's hands and for an improved insulation between dissimilar materials
- Fast, easy and reliable installation - can be installed by hand and if necessary, the slots at the end of the tie allow the use of a hook-type tool
- The additional ears can be bent back over the fastened tie to increase the tensile strength

- Applications: Installation of cables and pipes in extreme conditions and hazardous areas, indoor and outdoor, such as: petrochemical and food processing industries, power stations, mining, ship-building, offshore and other aggressive environments

Technical information

- Material: 316 grade stainless steel
- Coating: Polyester
- Temperature range: -60°C to +165°C
- Color: Black
- Extremely high flame and UV resistance
- Strap thickness: 0,61mm

Releasable type



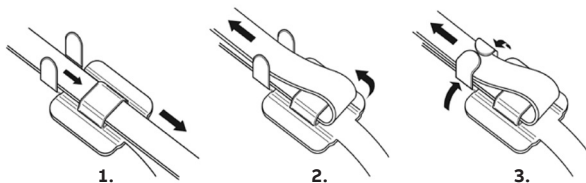
Product code	GID No.	Bundle ø from ... to [mm]	Length L [mm]	Width W [mm]	Min. tensile strength [N]	Quantity [pieces]
YRL-5-150-BC	7TCG009210R0075	30 - 36	150	5.0	1300	100
YRL-5-230-BC	7TCG009210R0077	30 - 60	230	5.0	1300	100
YRL-5-330-BC	7TCG009210R0079	30 - 95	330	5.0	1300	100
YRL-5-450-BC	7TCG009210R0081	30 - 130	450	5.0	1300	100
YRL-5-650-BC	7TCG009210R0083	30 - 190	650	5.0	1300	100
YRL-10-150-BC	7TCG009210R0062	40 - 40	150	10.0	2200	100
YRL-10-230-BC	7TCG009210R0064	40 - 60	230	10.0	2200	100
YRL-10-330-BC	7TCG009210R0066	40 - 95	330	10.0	2200	100
YRL-10-450-BC	7TCG009210R0068	40 - 130	450	10.0	2200	100
YRL-10-650-BC	7TCG009210R0070	40 - 190	650	10.0	2200	100
YRL-10-750-BC	7TCG009210R0072	40 - 230	750	10.0	2200	100
YRL-10-900-BC	7TCG009210R0074	40 - 275	900	10.0	2200	100

* Some approvals may not be applicable to all product codes
Contact your Sales Office for approvals limitations

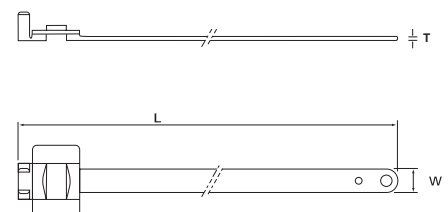
Tooling



CT3
For use with 7,0mm to 12,0mm (778N) cable ties. See page 137.



Dimensions



Ty-Met™ stainless steel cable ties

Bands on reel with separate heads



Characteristics

A new range of stainless steel band on reel with separate heads, for a cost saving installation without waste

- Bands and heads are made of corrosion resistant 316 grade stainless steel, for high mechanical and chemical durability
- Bands are fully covered with a non-toxic, halogen free black Polypropylene sheath, for a superior protection of cables and installer's hands, and for an improved insulation between dissimilar materials

- Cost saving and flexible: the 25-metre reels allow a customized installation (no waste) around all sizes and shapes of objects
- Dedicated separate heads are easy to install
- Available in 5 widths up to 19,1mm, to suit a wide range of applications

Technical information

- Material: 316 grade non-magnetic stainless steel
- Coating: Polypropylene
- Temperature range: -25°C to +90°C
- Color: Bands & Heads: metallic; Coating: black
- Other properties: UV-resistant, Halogen free, non-toxic

Bands on reel with separate heads - Bands on reels, fully covered with Polypropylene sheath

Product code	GID No.	Tensile strength [lbs]	W1 [mm]	W2 [mm]	T2 [mm]	Length [m]
YBR-6.4-25BC	7TCG009460R0129	335	6,35	7,2	1,25	25
YBR-9.5-25BC	7TCG009460R0130	505	9,53	10,3	1,25	25
YBR-12.7-25BC	7TCG009460R0126	670	12,7	13,5	1,25	25
YBR-15.9-25BC	7TCG009460R0127	840	15,88	16,7	1,25	25
YBR-19.1-25BC	7TCG009460R0128	1000	19,05	19,9	1,25	25

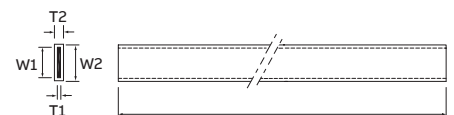
Tooling



CT8

For use with 6,4mm to 19,1mm cable ties. See page 137.

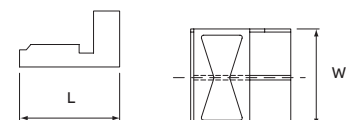
Dimensions



Bands on reel with separate heads - Separate heads, uncoated

Product code	GID No.	Length L [mm]	Width W [mm]	Quantity [pieces]
YBRH-6.4	7TCG009470R0062	10,9	16,4	100
YBRH-9.5	7TCG009470R0063	13,3	16,4	100
YBRH-12.7	7TCG009470R0059	16,5	22	100
YBRH-15.9	7TCG009470R0060	19,6	22	100
YBRH-19.1	7TCG009470R0061	21,6	22	100

Dimensions



Ty-Met™ stainless steel cable ties

Stainless steel ID system



Characteristics

A new durable identification system, ideally suited for tough environments and extreme conditions, indoor and outdoor

- Sleeves with pre-embossed characters (letters, digits and symbols)
- Pre-embossed characters are raised above the surface of the sleeve, which makes them easy to read even when covered with dust, paint or dirt
- Dedicated strips can carry 6, 10 or 16 sleeves

- The sleeves can be mounted onto the carrier strips (which will be secured by Ty-Met™ stainless steel ties) or directly onto Ty-Met™ stainless steel ties having a width up to 7,9mm

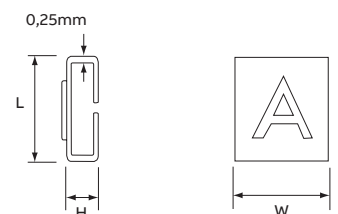
Technical information

- Material: corrosion resistant 316 grade stainless steel (marine grade), for high mechanical and chemical durability
- Operating temperature: -40°C to +300°C
- Flammability class: absolutely fireproof

Stainless steel ID system - Sleeves with pre-embossed characters, uncoated

Product code	GID No.	Description	L [mm]	W [mm]	H [mm]	Packaging [pieces]
YID-CHAR-A	7TCG009470R0074	Letter "A"	9,2	8	2,5	100
YID-CHAR-B	7TCG009470R0075	Letter "B"	9,2	8	2,5	100
YID-CHAR-C	7TCG009470R0078	Letter "C"	9,2	8	2,5	100
YID-CHAR-D	7TCG009470R0079	Letter "D"	9,2	8	2,5	100
YID-CHAR-E	7TCG009470R0080	Letter "E"	9,2	8	2,5	100
YID-CHAR-F	7TCG009470R0082	Letter "F"	9,2	8	2,5	100
YID-CHAR-G	7TCG009470R0083	Letter "G"	9,2	8	2,5	100
YID-CHAR-H	7TCG009470R0084	Letter "H"	9,2	8	2,5	100
YID-CHAR-I	7TCG009470R0085	Letter "I"	9,2	8	2,5	100
YID-CHAR-J	7TCG009470R0086	Letter "J"	9,2	8	2,5	100
YID-CHAR-K	7TCG009470R0087	Letter "K"	9,2	8	2,5	100
YID-CHAR-L	7TCG009470R0088	Letter "L"	9,2	8	2,5	100
YID-CHAR-M	7TCG009470R0089	Letter "M"	9,2	8	2,5	100
YID-CHAR-N	7TCG009470R0091	Letter "N"	9,2	8	2,5	100
YID-CHAR-O	7TCG009470R0092	Letter "O"	9,2	8	2,5	100
YID-CHAR-P	7TCG009470R0093	Letter "P"	9,2	8	2,5	100
YID-CHAR-Q	7TCG009470R0095	Letter "Q"	9,2	8	2,5	100
YID-CHAR-R	7TCG009470R0096	Letter "R"	9,2	8	2,5	100
YID-CHAR-S	7TCG009470R0097	Letter "S"	9,2	8	2,5	100
YID-CHAR-T	7TCG009470R0100	Letter "T"	9,2	8	2,5	100
YID-CHAR-U	7TCG009470R0101	Letter "U"	9,2	8	2,5	100
YID-CHAR-V	7TCG009470R0102	Letter "V"	9,2	8	2,5	100
YID-CHAR-W	7TCG009470R0103	Letter "W"	9,2	8	2,5	100
YID-CHAR-X	7TCG009470R0104	Letter "X"	9,2	8	2,5	100
YID-CHAR-Y	7TCG009470R0105	Letter "Y"	9,2	8	2,5	100
YID-CHAR-Z	7TCG009470R0106	Letter "Z"	9,2	8	2,5	100

Dimensions



Ty-Met™ stainless steel cable ties

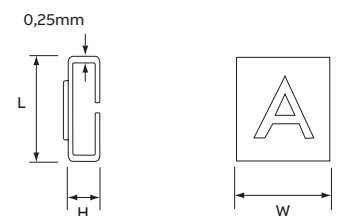
Stainless steel ID system

Stainless steel ID system - Sleeves with pre-embossed characters, uncoated

Product code	GID No.	Description	L [mm]	W [mm]	H [mm]	Packaging [pieces]
YID-CHAR-1	7TCG009470R0065	Digit "1"	9,2	8	2,5	100
YID-CHAR-2	7TCG009470R0066	Digit "2"	9,2	8	2,5	100
YID-CHAR-3	7TCG009470R0067	Digit "3"	9,2	8	2,5	100
YID-CHAR-4	7TCG009470R0068	Digit "4"	9,2	8	2,5	100
YID-CHAR-5	7TCG009470R0069	Digit "5"	9,2	8	2,5	100
YID-CHAR-6	7TCG009470R0070	Digit "6" or "9"	9,2	8	2,5	100
YID-CHAR-7	7TCG009470R0071	Digit "7"	9,2	8	2,5	100
YID-CHAR-8	7TCG009470R0072	Digit "8"	9,2	8	2,5	100
YID-CHAR-BLANK	7TCG009470R0076	Blank filler	9,2	8	2,5	100
YID-CHAR-PLUS	7TCG009470R0094	Symbol "+"	9,2	8	2,5	100
YID-CHAR-MINUS	7TCG009470R0090	Symbol "-"	9,2	8	2,5	100
YID-CHAR-SLASH	7TCG009470R0099	Symbol "/"	9,2	8	2,5	100
YID-CHAR-EARTH	7TCG009470R0081	Symbol " "	9,2	8	2,5	100
YID-CHAR-SINE	7TCG009470R0098	Symbol "~"	9,2	8	2,5	100

For digit 9 use digit 6 upside down, for digit 0 (zero) use letter "O".

Dimensions

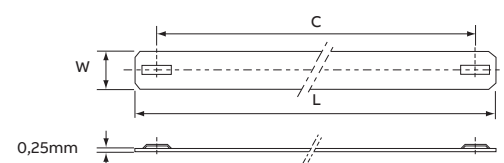


Stainless steel ID system - Carrier strips, uncoated

Product code	GID No.	Description	L [mm]	W [mm]	C [mm]	Packaging [pieces]
YID-STRIP-6	7TCG009470R0111	Carrier strip for 6 sleeves	93	7,9	75	100
YID-STRIP-10	7TCG009470R0107	Carrier strip for 10 sleeves	133	7,9	115	100
YID-STRIP-16	7TCG009470R0108	Carrier strip for 16 sleeves	188	7,9	170	100
YID-STRIP-20	7TCG009470R0109	Carrier strip for 20 sleeves	200	7,9	182	100
YID-STRIP-30	7TCG009470R0110	Carrier strip for 30 sleeves	290	7,9	272	100

Strips can be secured with Ty-Met™ stainless steel ties having a width up to 7,9mm.

Dimensions



All plastic cable ties

Ty-Fast[®], Col-Ty[™] and Ty-Grip[™]

ABB offers a complete range of all plastic cable ties to cover even the most demanding applications.

Ty-Fast[®] all plastic ties

The all-plastic cable ties are available in lengths from 100mm to 1220mm and widths from 2,5mm to 12,4mm, offering a loop tensile strength up to 1200 N. These cable ties will satisfy bundling requirements up to 375,5mm. Made of halogen and silicone free Polyamide 6.6, Ty-Fast[®] cable ties are available in natural and black UV-resistant and heat stabilized material.

Ty-Fast[®] cable ties meet shipbuilding classification such as DNV-GL, Lloyd's Register of Shipping, Bureau Veritas. Ty-Fast[®] cable ties have a CE declaration, supported by compliance to the low voltage directive and EN/IEC 62275. On top the Ty-Fast[®] range is also compliant to UL 62275.

State-of-the-art robotic and raw material handling equipment assures product and material integrity throughout the manufacturing process. The integrally formed polyamide pawl combines low insertion and high locking strength.

The low profile head significantly reduces the potential for snagging during installation.

Quick and easy pull through increases productivity, reduces operator fatigue.

Tail with finger grip design that helps operator grasp and pull ties snugly.

Sure grip tab keeps the tail from popping out while being treated, then holds it securely for final tightening by hand or tool.

Heavy duty installation ties

Col-Ty[™] - the heavy installation tie - is mainly used for securing and bundling of cables in the utility and construction industries.

Col-Ty[™] is ideal for hazardous environments, low temperatures and humidity. Col-Ty[™] has a low profile double locking head with serration on the outer side of the tie, which eliminates the risk of damage to the cable.

Hook & loop fasteners

Ty-Grip[™] cable ties are very easy to release and re-use, making them ideal for applications where changes are anticipated or continuous access is required. There is no risk of over-tightening the cables, which makes the Ty-Grip[™] hook & loop fasteners ideal for specific applications in fiber optics, computer network wiring, telecom cables, etc.

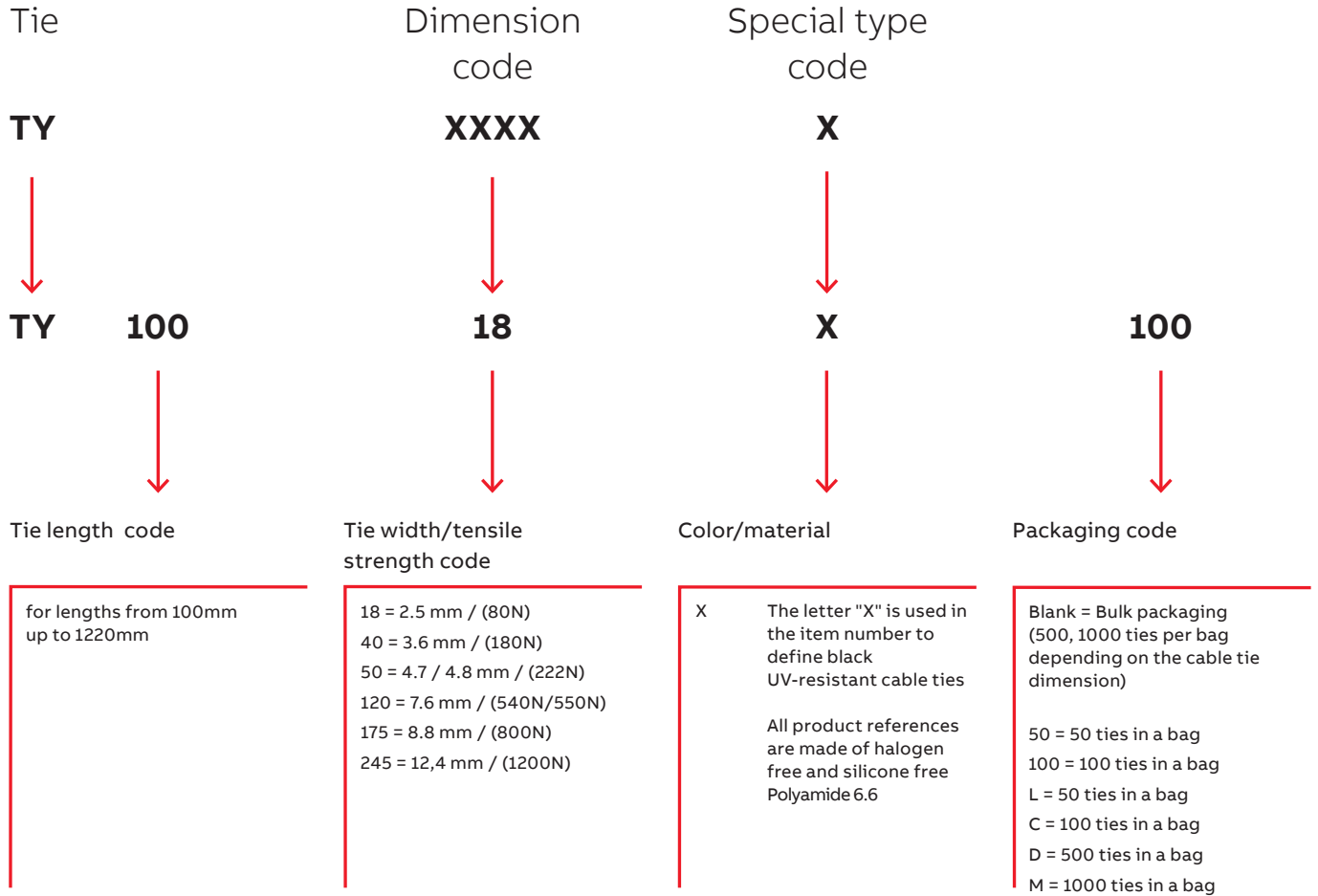


Ty-Fast cable ties for demanding applications
Ideal for use in shipbuilding, construction and hazardous environments.



All plastic cable ties

Ty-Fast® product code structure



Note: Nylon (Polyamide 6.6) is inherently susceptible to environmental conditions. Ty-Fast® cable ties are moisturised to optimum performance levels at machine-side and should be stored in cool dry areas out of direct sunlight. Cable ties are packaged in plastic bags to contain moisture and should remain sealed until ready for use.

Easy handling

The turned up tail makes orientation and handling easy, even in blind installations or tight locations.

Easy installation

The specially designed thin tail with grips makes installing the ties easy, even when wearing gloves.



The **integrally formed pawl** combines low insertion and high locking strength.

Ty-Fast® cable ties

Natural - Distribution packaging



Characteristics

- Suitable for indoor applications
- Material: Polyamide 6.6
- Color: Natural
- Halogen and silicone free
- Packaging: 50 pieces or 100 pieces per bag

Technical features

- Length: from 100mm to 1220mm
- Tensile strength: from 80N to 1200N
- Bundle diameter: from 1.5mm to 375.5mm
- Operating temperature: -40°C to 85°C
- Minimum installation temperature: -20°C
- Flammability rating: UL 94V-2

Natural - Distribution packaging



Product code	GID No.	Bundle ø from ... to [mm]	Length L [mm]	Width W [mm]	Min. tensile strength [N]	Quantity [pieces]
Standard pack size						
TY100-18-C	7TCG054360R0420	1,5 - 20,5	100	2,5	80	100
TY125-18-C	7TCG054360R0422	1,5 - 36,5	150	2,5	80	100
TY200-18-C	7TCG054360R0424	1,5 - 52,5	200	2,5	80	100
TY125-40-100*	7TAG054360R0125	1,5 - 32	143	3,6	180	100
TY200-40-C	7TCG054360R0426	2,0 - 52,5	203	3,6	180	100
TY300-40-100	7TCG054360R0241	6,4 - 76	290	3,6	180	100
TY400-40-100	7TAG054360R0312	6,35 - 102	370	3,6	180	100
TY175-50-100	7TAG054360R0157	3,17 - 44	188	4,7	222	100
TY225-50-100	7TCG054360R0231	3,17 - 57	228	4,7	222	100
TY300-50-100	7TAG054360R0260	3,17 - 76	304	4,7	222	100
TY400-50-100	7TAG054360R0316	3,17 - 102	366	4,7	222	100
TY450-50-C	7TCG054290R0033	3,0 - 122,5	430	4,8	222	100
TY200-120-C	7TCG054360R0428	6,0 - 56	220	7,6	550	100
TY400-120-100	7TCG054360R0284	15 - 102	374	7,6	540	100
TY450-120-L	7TCG054410R0023	6,0 - 130,5	450	7,6	550	50
TY600-120-L	7TCG054410R0024	6,0 - 181,5	610	7,6	550	50
TY800-120-L	7TCG054410R0025	6,0 - 226	750	7,6	550	50
TY600-175-L	7TCG054530R0025	7,0 - 181,5	610	8,8	800	50
TY900-175-L	7TCG054510R0009	7,0 - 280	920	8,8	800	50
TY1000-175-L	7TCG054520R0005	7,0 - 295	1020	8,8	800	50
TY1200-175-L	7TCG054520R0006	7,0 - 375,5	1220	8,8	800	50
TY500-245-L**	7TCG054510R0010	9,0 - 156	530	12,4	1200	50
TY720-245-L**	7TCG054510R0011	9,0 - 216	730	12,4	1200	50
TY1050-245-L**	7TCG054510R0012	9,0 - 323	1030	12,4	1200	50

* Operating temperature: -30°C to +85°C.

** Minimum installation temperature: -10°C

Tooling



ERG50
For use with 2,4mm to 4,8mm (80N to 220N) cable ties.




ERG120
For use with 4.8mm to 7,6mm (220N to 540N) cable ties.



WT3D
For use with 7.6mm to 12.7mm (540N to 1200N) cable ties.

Dimensions



Ty-Fast® cable ties

Natural - OEM packaging



Characteristics

- Suitable for indoor applications
- Material: Polyamide 6.6
- Color: Natural
- Halogen and silicone free
- Packaging: 500 pieces or 1000 pieces per bag

Technical features

- Length: from 100mm to 430mm
- Tensile strength: from 80N to 540N
- Bundle diameter: from 1.5mm to 122.5mm
- Operating temperature: -40°C to 85°C
- Minimum installation temperature: -20°C
- Flammability rating: UL 94V-2

Natural - OEM packaging



Product code	GID No.	Bundle ø from ... to [mm]	Length L [mm]	Width W [mm]	Min. tensile strength [N]	Quantity [pieces]
Bulk pack size						
TY100-18-M	7TCG054360R0421	1,5 - 20,5	100	2,5	80	1000
TY125-18-M	7TCG054360R0423	1,5 - 36,5	150	2,5	80	1000
TY200-18-M	7TCG054360R0425	1,5 - 52,5	200	2,5	80	1000
TY125-40*	7TAG054360R0123	1,5 - 32	143	3,6	180	1000
TY200-40-M	7TCG054360R0427	2,0 - 52,5	203	3,6	180	1000
TY300-40	7TCG054360R0240	6,4 - 76	290	3,6	180	1000
TY400-40	7TAG054360R0311	6,35 - 102	370	3,6	180	1000
TY175-50	7TAG054360R0153	3,17 - 44	188	4,7	222	1000
TY225-50	7TCG054360R0230	3,17 - 57	228	4,7	222	1000
TY300-50	7TAG054360R0259	3,17 - 76	304	4,7	222	1000
TY400-50	7TAG054360R0315	3,17 - 102	366	4,7	222	1000
TY450-50-D	7TCG054290R0037	3,0 - 122,5	430	4,8	222	500
TY200-120-D	7TCG054360R0429	6,0 - 56	220	7,6	550	500
TY400-120	7TAG054360R0282	15 - 102	374	7.6	540	500

* Operating temperature: -30°C to +85°C.

Tooling



ERG50
For use with 2,4mm to 4,8mm (80N to 220N) cable ties.

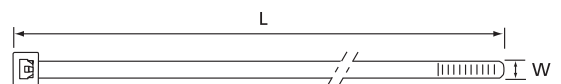


ERG120
For use with 4,8mm to 7,6mm (220N to 540N) cable ties.



WT3D
For use with 7,6mm to 12,7mm (540N to 1200N) cable ties.

Dimensions



Ty-Fast® cable ties

Black UV-resistant and heat stabilized - Distribution packaging



Characteristics

- Suitable for indoor and outdoor applications
- Heat stabilised + UV-resistant, for outdoor applications that also require a resistance to high temperature +115°C
- Material Polyamide 6.6
- Color: black
- Halogen and silicone free
- Packaging: 50 pieces or 100 pieces per bag

Technical information

- Length: from 100mm to 1220mm
- Tensile strength: from 80N to 120N
- Bundle diameter: from 1.5mm to 375.5mm
- Operating temperature: -40°C to 115°C
- All items without suffix L, C, M and D have a maximum operating temperature of 105°C
- Minimum installation temperature: -20°C
- Flammability rating: UL 94V-2

Black UV-resistant and heat stabilized



Product code	GID No.	Bundle ø from ... to [mm]	Length L [mm]	Width W [mm]	Min. tensile strength [N]	Quantity [pieces]
Standard pack size						
TY100-18X-C	7TCG054360R0430	1,5 - 20,5	100	2,5	80	100
TY125-18X-C	7TCG054360R0432	3,0 - 36,5	150	2,5	80	100
TY200-18X-C	7TCG054360R0434	3,0 - 52,5	200	2,5	80	100
TY125-40X-100*	7TAG054360R0142	1,5 - 32	143	3,6	180	100
TY200-40X-C	7TCG054360R0436	3,0 - 52,5	203	3,6	180	100
TY300-40X-100	7TCG054360R0257	6,4 - 76	290	3,6	180	100
TY400-40X-100	7TAG054360R0314	6,35 - 102	370	3,6	180	100
TY175-50X-100	7TAG054360R0179	3,17 - 44	188	4,7	222	100
TY225-50X-100	7TCG054360R0237	3,17 - 57	228	4,7	222	100
TY300-50X-100	7TAG054360R0279	3,17 - 76	304	4,7	222	100
TY400-50X-100	7TAG054360R0337	3,17 - 102	366	4,7	222	100
TY450-50X-C	7TCG054290R0035	3,0 - 122,5	430	4,8	222	100
TY200-120X-C	7TCG054360R0438	6,0 - 56	220	7,6	550	100
TY400-120X-100	7TCG054360R0308	15 - 102	374	7,6	540	100
TY450-120X-L	7TCG054410R0026	6,0 - 130,5	450	7,6	550	50
TY600-120X-L	7TCG054410R0027	6,0 - 181,5	610	7,6	550	50
TY800-120X-L	7TCG054410R0028	6,0 - 226	750	7,6	550	50
TY600-175X-L	7TCG054530R0026	9,0 - 181,5	610	8,8	800	50
TY900-175X-L	7TCG054510R0013	9,0 - 280	920	8,8	800	50
TY1000-175X-L	7TCG054520R0007	9,0 - 295	1020	8,8	800	50
TY1200-175X-L	7TCG054520R0008	9,0 - 375,5	1220	8,8	800	50
TY500-245X-L	7TCG054510R0014	9,0 - 156	530	12,4	1200	50
TY720-245X-L	7TCG054510R0015	9,0 - 216	730	12,4	1200	50
TY1050-245X-L	7TCG054510R0016	9,0 - 323	1030	12,4	1200	50

* Operating temperature: -30°C to +105°C.

Tooling



ERG50
For use with 2,4mm to 4,8mm (80N to 220N) cable ties.

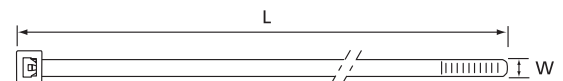


ERG120
For use with 4,8mm to 7,6mm (220N to 540N) cable ties.



WT3D
For use with 7.6mm to 12.7mm (540N to 1200N) cable ties.

Dimensions



Ty-Fast® cable ties

Black UV-resistant and heat stabilized - OEM packaging



Characteristics

- Suitable for indoor and outdoor applications
- Heat stabilised + UV-resistant, for outdoor applications that also require a resistance to high temperature +115°C
- Material Polyamide 6.6
- Color: black
- Halogen and silicone free
- Packaging: 500 pieces or 1000 pieces per bag

Technical features

- Length: from 100mm to 430mm
- Tensile strength: from 80N to 540N
- Bundle diameter: from 1.5mm to 122.5mm
- Operating temperature: -40°C to 115°C
- All items without suffix L, C, M and D have a maximum operating temperature of 105°C
- Minimum installation temperature: -20°C
- Flammability rating: UL 94V-2

Black UV-resistant and heat stabilized



Product code	GID No.	Bundle ø from ... to [mm]	Length L [mm]	Width W [mm]	Min. tensile strength [N]	Quantity [pieces]
Bulk pack size						
TY100-18X-M	7TCG054360R0431	1,5 - 20,5	100	2,5	80	1000
TY125-18X-M	7TCG054360R0433	3,0 - 36,5	150	2,5	80	1000
TY200-18X-M	7TCG054360R0435	3,0 - 52,5	200	2,5	80	1000
TY125-40X*	7TAG054360R0141	1,5 - 32	143	3,6	180	1000
TY200-40X-M	7TCG054360R0437	3,0 - 52,5	203	3,6	180	1000
TY300-40X	7TCG054360R0256	6,4 - 76	290	3,6	180	1000
TY400-40X	7TAG054360R0313	6,35 - 102	370	3,6	180	1000
TY175-50X	7TAG054360R0178	3,17 - 44	188	4,7	222	1000
TY225-50X	7TCG054360R0236	3,17 - 57	228	4,7	222	1000
TY300-50X	7TAG054360R0278	3,17 - 76	304	4,7	222	1000
TY400-50X	7TAG054360R0336	3,17 - 102	366	4,7	222	1000
TY450-50X-D	7TCG054290R0038	3,0 - 122,5	430	4,8	222	500
TY200-120X-D	7TCG054360R0439	6,0 - 56	220	7,6	550	500
TY400-120X	7TAG054360R0307	15 - 102	374	7,6	540	500

* Operating temperature: -30°C to +105°C.

Tooling



ERG50
For use with 2,4mm to 4,8mm (80N to 220N) cable ties.




ERG120
For use with 4,8mm to 7,6mm (220N to 540N) cable ties.



WT3D
For use with 7,6mm to 12,7mm (540N to 1200N) cable ties.

Dimensions



All plastic cable ties

Standard cable ties – Jar



Characteristics

- Ty-Fast® cable ties packed in a convenient plastic jar
- Ideal product for distribution market
- Different dimensions in the same packaging: 112mm x 2,4mm, 141mm x 3,6mm and 186mm x 4,7mm
- Tensile strength from 80N to 220N
- Available in 3 different packaging configurations: 1 in natural cable ties and 2 in black cable ties
- Ideal product when small volumes are needed for various applications

Technical information

- Material: Polyamide 6.6
- Temperature range:
 - 40°C to +85°C (natural)
 - 40°C to +105°C (UV-resistant black)
- Min. Installation Temp.: -20°C
- Color: Natural or UV-resistant black
- Flammability rating: UL 94 V-2
- Other properties: UV-resistant (black)
Halogen free, Silicone free



Standard cable ties – Jar

Product code	GID No.	Color	Bundle ø	Quantity [pieces]	Length	Width	Min. tensile strength [N]
			from ... to [mm]		L [mm]	W [mm]	
JTN-500	7TCG054830R0020	Natural	1,6 - 25	2 x 100	112	2,4	80
		Natural	1,6 - 32	1 x 100	141	3,6	180
		Natural	1,6 - 44	2 x 100	186	4,6	220
JTB-500	7TCG054830R0018	UV-resistant black	1,6 - 25	2 x 100	112	2,4	80
		UV-resistant black	1,6 - 32	1 x 100	141	3,6	180
		UV-resistant black	1,6 - 44	2 x 100	186	4,6	220
JTB1-500	7TCG054830R0019	UV-resistant black	1,6 - 25	2 x 100	112	2,4	80
		UV-resistant black	1,6 - 32	2 x 100	141	3,6	180
		UV-resistant black	1,6 - 44	1 x 100	186	4,6	220

Some approvals may not be applicable to all product codes. Contact your Sales Office for approvals limitations.

* Operation temperature: -30°C to +85°C. Description of product code structure: see page 65.

Description of materials and properties: see pages 144 to 159.

For tooling specifications: see pages 136 to 143.

Tooling



ERG50


For use with 2,4mm to 4,6mm (80N to 220N) cable ties. See page 136.



ERG120

For use with 4,6mm (220N) cable ties. See page 136.

Dimensions



All plastic cable ties

Heavy duty cable ties



Characteristics

- Robust construction (1120N), for demanding applications where superior tensile strength is required
- Heavy duty cable ties are available in natural color for indoor applications and in UV-resistant black for outdoor applications
- Releasable cable tie

Technical information

- Material: Polyamide 6.6
- Temperature range: -40°C to +85°C
- Color: Natural or UV-resistant black
- Flammability rating: UL 94 V-2
- Other properties: UV-resistant (black), Halogen free, Silicone free



Heavy duty cable ties

Product code	GID No.	Color	Bundle ø from ... to [mm]	Length L [mm]	Width W [mm]	Min. tensile strength [N]	Quantity [pieces]
Heavy-duty releasable cable ties							
TYL300M	7TCG054360R0353	Natural	75	300	13,2	1120	50
TYL300MX	7TCG054360R0354	UV-resistant black	75	300	13,2	1120	50
TYL546M	7TCG054360R0355	Natural	140	546	13,2	1120	50
TYL546MX	7TCG054360R0356	UV-resistant black	140	546	13,2	1120	50

Some approvals may not be applicable to all product codes.
Contact your Sales Office for approvals limitations.
Description of product code structure: see page 65.
Description of materials and properties: see pages 144 to 159.
For tooling specifications: see pages 136 to 143.

Tooling




WT3D
For use with 8,6mm to 9,0mm (778N) cable ties. See page 136.



L-500-EU
For use with 8,6mm to 9,0mm (778N) cable ties. See page 136.

Dimensions



All plastic cable ties

UL 94 V-0 flame retardant cable ties



Characteristics

- Similar to our Ty-Rap® range of flame retardant ties, these all-plastic ties are made from low smoke flame retardant Polyamide 6.6 and meet the requirements of UL 94 V-0
- Ideal for use where low flammability and low smoke are needed such as public transport / buildings, tunnels etc.

Technical information

- Material: Polyamide 6.6
- Temperature range: -40°C to +85°C
- Color: Milky white
- Flammability rating: UL 94 V-0
- Other properties: Limited fire hazard (low smoke), Halogen free, Silicone free

UL 94 V-0 flame retardant cable ties

Product code	GID No.	Bundle ø from ... to [mm]	Length L [mm]	Width W [mm]	Min. tensile strength [N]	Quantity [pieces]
TS1025HF	7TCG054360R0062	2 - 22	100	2,5	80	100
TS1435HF	7TCG054360R0063	2,5 - 33	140	3,6	180	100
TS2045HF	7TCG054360R0064	3 - 50	200	4,8	220	100
TS2845HF	7TCG054360R0065	5 - 70	280	4,8	220	100
TS3645HF	7TCG054360R0066	5 - 102	370	4,8	220	100
TS3675HF	7TCG054360R0067	5 - 102	370	7,6	540	100

Description of materials and properties: see pages 144 to 159.

For tooling specifications: see pages 136 to 143.

Tooling



ERG50


For use with 2,5mm to 4,8mm (80N to 220N) cable ties. See page 136.



ERG120

For use with 7,6mm (540N) cable ties. See page 136.

Dimensions





Special all-plastic cable ties

Integrated mounting hole cable ties



Characteristics

- Cable tie can be directly mounted onto a support with screws, bolts or rivets
- Mounting and bundling in one maintenance-friendly assembly
- Cable harness manufacture and pre- and end-mounting of bundles and parts
- UV-resistant version, especially recommended for outdoor applications
- Offered in Europe only

Technical information

- Material: Polyamide 6.6
- Temperature range: -40°C to +85°C
- Color: Natural or UV-resistant black
- Flammability rating: UL 94 V-2
- Other properties: UV-resistant (black), Halogen free, Silicone free

Integrated mounting hole cable ties

Product code	GID No.	Bundle ø from ... to [mm]	Color	Length L [mm]	Width W [mm]	Fixing screw size	Min. tensile strength [N]	Quantity [pieces]
L-5-30MH-0-C*	7TAG054680R0014	2 - 32	black	152	3,3	M4	130	100
L-5-30MH-9-C*	7TAG054670R0008	2 - 32	natural	152	3,3	M4	130	100
L-11-50MH-0-C*	7TAG054670R0001	2 - 76	black	314	4,7	M5	220	100
L-11-50MH-9-C*	7TAG054670R0003	2 - 76	natural	314	4,7	M5	220	100
L-14-50MH-0-C	7TAG054680R0012	2 - 102	black	382	4,7	M5	220	100
L-14-50MH-9-C	7TAG054670R0006	2 - 102	natural	382	4,7	M5	220	100
L-14-120MH-0-C*	7TAG054670R0004	5 - 102	black	382	7,6	M6	540	100
L-14-120MH-9-C*	7TAG054670R0005	5 - 102	natural	382	7,6	M6	540	100

Description of materials and properties: see pages 144 to 159.
For tooling specifications: see pages 136 to 143.

Tooling




ERG50
For use with 3,3mm to 4,7mm (130N to 220N) cable ties. See page 136.



ERG120
For use with 4,7mm to 7,6mm (220N to 540N) cable ties. See page 136.

Dimensions



Special all-plastic cable ties

Standard and releasable panel mounting cable ties



Characteristics

- Fastening and clip-mounting in one, both fastens and clip mounts
- Fast pre- or on-site-assembly for a range of panel thickness up to 2,7mm
- Fast and secure clip-mounting
- For use in 6,35mm mounting hole
- Product codes containing xxx-PMR-xxx are releasable
- Offered in Europe only

Technical information

- Material: Polyamide 6.6
- Temperature range: -40°C to +85°C
- Color: Natural or UV-resistant black
- Flammability rating: UL 94 V-2
- Other properties: UV-resistant (black), Halogen free, Silicone free

Standard and releasable panel mounting cable ties

Product code	GID No.	Bundle ø from ... to [mm]	Color	Length L [mm]	Width W [mm]	Min. tensile strength [N]	Quantity [pieces]
Standard panel mounting ties							
L-5-50PM-0-C*	7TAG054980R0640	2 - 25	UV-resistant black	147	4,8	220	100
L-5-50PM-9-D*	7TAG054710R0001	2 - 25	natural	147	4,8	220	500
L-7-50PM-0-C	7TAG054710R0004	2 - 44	UV-resistant black	208	4,8	220	100
L-7-50PM-9-C	7TAG054710R0005	2 - 44	natural	208	4,8	220	100
Releasable panel mounting ties							
L-5-50PMR-0-C*	7TAG054710R0002	2 - 25	UV-resistant black	147	4,8	220	100

Description of materials and properties: see pages 144 to 159.
For tooling specifications: see pages 136 to 143.

Tooling

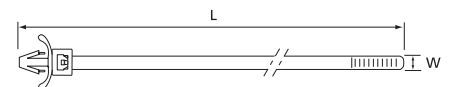


ERG50
For use with 4,8mm
(220N) cable ties.
See page 136.



ERG120
For use with 4,8mm
(220N) cable ties.
See page 136.

Dimensions



Special all-plastic cable ties

Releasable cable ties



Characteristics

- Easy releasable and re-usable. UV-resistant version, especially suited for outdoor applications

Technical information

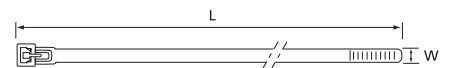
- Material: Polyamide 6.6
- Temperature range: -40°C to +85°C
- Color: Natural or UV-resistant black
- Flammability rating: UL 94 V-2
- Other properties: UV-resistant (black), Halogen free, Silicone free

Releasable cable ties

Product code	GID No.	Bundle ø from ... to [mm]	Color	Length L [mm]	Width W [mm]	Min. tensile strength [N]	Quantity [pieces]
L-5-50R-0-C*	7TAG054750R0012	3 - 32	UV-resistant black	150	7,5	220	100
L-8-50R-0-C*	7TAG054750R0016	3 - 51	UV-resistant black	198	7,5	220	100
L-8-50R-9-C*	7TAG054750R0018	3 - 51	natural	198	7,5	220	100
L-10-50R-0-C	7TAG054750R0009	3 - 76	UV-resistant black	298	7,5	220	100
L-10-50R-9-C	7TAG054750R0011	3 - 76	natural	298	7,5	220	100

Description of materials and properties: see pages 144 to 159.
For tooling specifications: see pages 136 to 143.

Dimensions



Special all-plastic cable ties

Cable ties with identification tag



Characteristics

- Identification ties with incorporated label for durable marking and tying
- Simple marking on the roughened writing surface

Technical information

- Material: Polyamide 6.6
- Temperature range: -40°C to +85°C
- Color: Natural
- Flammability rating: UL 94 V-2
- Other properties: Halogen free, Silicone free

Cable ties with identification tag



Product code	GID No.	Bundle ø max. [mm]	Length L [mm]	Width W [mm]	Label dimensions [mm]	Min. tensile strength [N]	Quantity [pieces]
Standard pack size							
L-4-18ID-9-C	7TAG054640R0001	19	102	2,5	7,9 x 24,7	80	100
L-7-50ID-9-C	7TAG054640R0003	44	200	4,7	30 x 13,3	220	100
Bulk pack size							
L-4-18ID-9-M	7TAG054640R0002	19	102	2,5	7,9 x 24,7	80	1000
L-7-50ID-9-M	7TAG054640R0004	44	200	4,7	30 x 13,3	220	1000

Description of materials and properties: see pages 144 to 159.
For tooling specifications: see pages 136 to 143.

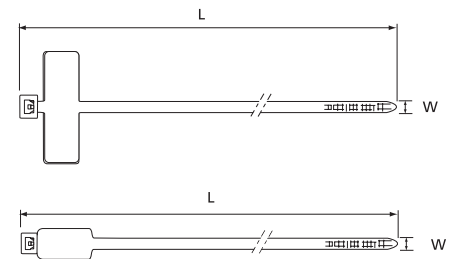
Tooling



ERG50

For use with 2,5mm to 4,7mm (80N to 220N) cable ties. See page 136.

Dimensions



Special all-plastic cable ties

Special double-headed ties



Characteristics

- The double-headed ties allow the parallel routing of two bundles of cable with one single tie
- Available in 3 different lengths

Technical information

- Material: Polyamide 6.6
- Temperature range: -40°C to +85°C
- Color: Natural
- Flammability rating: UL 94 V-2
- Other properties: Halogen free, Silicone free

Special double-headed ties

Product code	GID No.	Bundle diameter		Length L [mm]	Width W [mm]	Min. tensile strength [N]	Quantity [pieces]
		Loop 1 from ... to [mm]	Loop 2 from ... to [mm]				
TB-50RLDH	7TCG054360R0061	2,5 - 47	2,0 - 45	200	4,8	220	1000
TB-12-50RLDH	7TCG054360R0057	2,5 - 72	2,0 - 70	300	4,8	220	1000
TB-15-50RLDH	7TCG054360R0059	2,5 - 100	2,0 - 97	370	4,8	220	1000

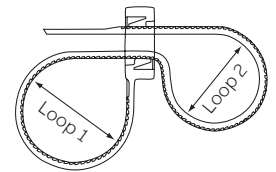

Description of materials and properties: see pages 144 to 159.
For tooling specifications: see pages 136 to 143.

Tooling



ERG50
For use with 4,8mm (220N) cable ties.
See page 136.

Dimensions



Special ties

Blind mounting cable ties



Characteristics

- Suitable for hard-to-reach areas
- Fast hidden mounting on walls and vehicle chassis
- Ideal for mounting on vehicle chassis and can still be released before final tensioning
- In the locked state, the locking head neatly covers the mounting hole

Technical information

- Material: Polyamide 6.6
- Temperature range: -40°C to +85°C
- Color: UV-resistant black
- Flammability rating: UL 94 V-2
- Other properties: UV-resistant, Halogen free, Silicone free

Blind mounting cable ties

Product code	GID No.	Bundle \varnothing from ... to [mm]	Diameter of mounting hole [mm]	Length L [mm]	Width W [mm]	Min. tensile strength [N]	Quantity [pieces]
Standard pack size							
TY541M	7TAG009520R0072	5 - 60	8,1 - 17,3	244	5,7	300	50
Bulk pack size							
TY41M	7TAG009520R0061	5 - 60	8,1 - 17,3	244	5,7	300	500

Description of product code structure: see page 13.

Description of materials and properties: see pages 144 to 159.

For tooling specifications: see pages 136 to 143.

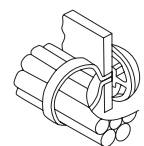

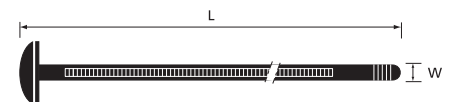
Tooling



ERG120

For use with 5,7mm (300N) cable ties.
See page 136.

Dimensions



Special ties

Releasable lashing ties with incorporated fastener



Characteristics

- For temporary but strong bundling, such as during control box wiring
- Very simple application
- Available in 2 lengths for different applications
- May be re-used many times
- No tooling necessary

Technical information

- Material: Polyamide 6.6
- Temperature range: -40°C to +85°C
- Color: UV-resistant black
- Flammability rating: UL 94 V-2
- Other properties: Halogen free, Silicone free

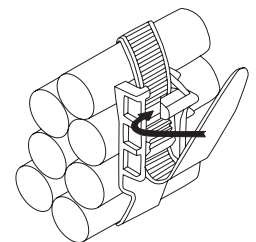
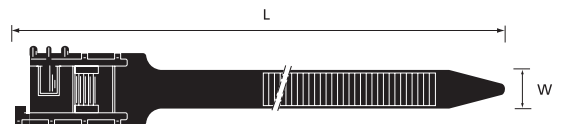
Releasable lashing ties with incorporated fastener

Product code	GID No.	Bundle ø from ... to [mm]	Length L [mm]	Width W [mm]	Min. tensile strength [N]	Quantity [pieces]
Standard pack size						
TY5409	7TAG009550R0020	45 - 121	483	12,7	890	25
Bulk pack size						
TY409	7TAG009550R0018	45 - 121	483	12,7	890	100

Description of product code structure: see page 13.

Description of materials and properties: see pages 144 to 159.

Dimensions



Insert the cable tie tail into the lower slot in the head. Tighten the tie and pull it back. Slide in the tie under the catch from the side until it snaps into position.

Special cable ties

Col-Ty™ Heavy-duty double headed installation ties



Characteristics

- For securing and bundling of cables in the utility and construction industries
- Low profile double locking head*
- Serrations on the outer side of the tie eliminate the risk of damage to the cable
- Ideal for hazardous environments, low temperatures and humidity

Technical information

- Material: Polyamide 12
- Temperature range: -40°C to +80°C
- Color: Black
- Flammability rating: UL 94 HB
- Other properties: UV-resistant

Heavy-duty installation ties

Product code	GID No.	Bundle ø from ... to [mm]	Length L [mm]	Width W [mm]	Thickness [mm]	Min. tensile strength [N]	Quantity [pieces]
CTP-9-180-0-C*	7TCG009910R0048	10 - 42	180	9	1,8	320	100
CTP-9-260-0-C	7TCG009910R0049	15 - 62	260	9	2,0	500	100
CTP-9-360-0-C	7TCG009910R0050	25 - 92	360	9	2,0	500	100
CTP-9-500-0-C	7TCG009910R0051	74 - 140	510	9	2,4	600	100
CTP-9-750-0-C	7TCG009910R0052	74 - 220	760	9	2,4	600	100

* Product code CTP-9-180-0-C has a single locking head.
Description of materials and properties: see pages 144 to 159.
For tooling specifications: see pages 136 to 143.

Accessories



See page 109 for compatible accessories

Tooling



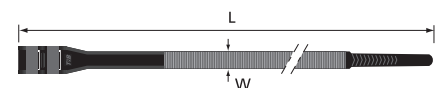
L-300-FR
For use with 9mm (320N - 600N) cable ties. See page 136.



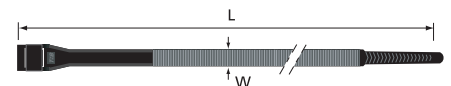
WT3D
For use with 9mm (320N - 600N) cable ties. See page 136.

Dimensions

Double locking head



Single locking head





Special cable ties

Ty-Grip™ hook & loop fasteners



FO series loop ties are ideal for wrapping pre-determined bundle diameters due to the convenient slotted head.



FOL series buckle ties provide added strength and stability due to the high performance polyamide buckle.

Characteristics

These handy ties are very easy to release and re-use, making them ideal for applications where changes are anticipated or continuous access is required.

- Quick bundling and re-adjustable tension
- Ideal for specific applications in fibre optics, computer network wiring, telecom cables, etc.
- Available in buckle straps, overlap straps and headless strips to suit many applications
- Screw-mount and self-adhesive mounting bases provide multiple mounting options
- Multiple colors available for identifying specific bundles

Technical information FO Series

- Material hook side: Polyamide
- Material loop side: Low density Polyethylene
- Temperature range: -20°C to +104°C
- Color: Standard color: black
- Flammability rating: UL 94 HB*
- Peel-off strength: 0.8N/cm

Technical information FOL Series

- Material hook side: Polyamide
- Temperature range: -20°C to +93°C
- Color: Standard color: black - see note after table
- Flammability rating: UL 94 HB
- Peel-off strength: 0.8N/cm
- Other properties: Halogen-free, Silicone free

Ty-Grip™ hook & loop fasteners

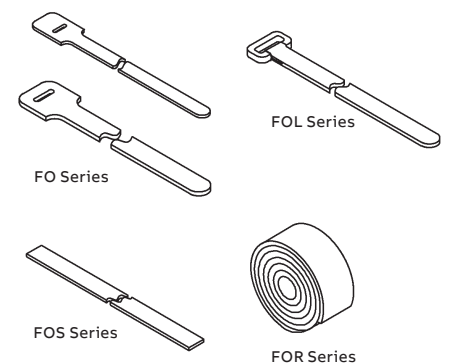
Product code	GID No.	Maximum bundle diameter [mm]	Length L [mm]	Width W [mm]	Tensile strength [N]	Quantity [pieces]
FO Series loop ties						
FO200-40-0	7TAG009630R0018	50,8	228,6	12,7	180	10
FO200-50-0	7TAG009630R0026	50,8	228,6	19,1	220	10
FO350-40-0	7TAG009630R0031	88,9	330,2	12,7	180	10
FO350-50-0	7TAG009630R0033	88,9	330,2	19,1	220	10
FO350-50-0-FR*	7TAG009000R0104	88,9	330,2	19,1	220	10
FOL Series buckle ties						
FOL300-50-0	7TAG009630R0036	76,2	304,8	19,1	220	10
FOL500-50-0	7TAG009630R0040	127,0	457,2	19,1	220	10

* Suffix FR is Flame Retardant version.

For use with mounting bases TC368 and TC368A. See page 90 for details.

Additional colors available through special order. See sales representative for pricing, lead time and MOQ.

Dimensions



Special cable ties

Ty-Grip™ hook & loop fasteners



FOS series strip ties are pre-cut which makes bundling easy.



FOR series rolled hook and loop allows customers to conveniently cut pieces to desired lengths, eliminating waste.

Characteristics

These handy ties are very easy to release and re-use, making them ideal for applications where changes are anticipated or continuous access is required.

- Quick bundling and re-adjustable tension
- Hook and loop fasteners are gentle on cables making them ideal for specific applications in fibre optics, computer network wiring, telecom cables, etc.
- Available in pre-cut strips and rolls for a variety of applications
- Screw-mount and self-adhesive mounting bases provide multiple mounting options

Technical information FOS and FOR Series

- Material hook side: Polyamide
- Material loop side: Low density Polyethylene
- Temperature range: -20°C to +104°C
- Color: Standard color: black*
- Flammability rating: UL 94 HB
- Peel-off strength: 0,8N/cm
- Other properties: Halogen-free, Silicone free


Ty-Grip™ hook & loop fasteners

Product code	GID No.	Maximum bundle diameter [mm]	Length L [mm]	Width W [mm]	Tensile strength [N]	Quantity [pieces]
FOS Series strip ties						
FOS150-50-0	7TAG009630R0046	38,1	152,4	19.1	220	10
FOS320-50-0	7TAG009630R0048	81,3	304,8	19.1	220	10
FOS500-50-0	7TAG009630R0050	127,0	457,2	19.1	220	10
FOR Series rolled strip						
FOR180-50-0	7TAG009630R0041	Various	4572,0	19.1	220	1
FOR180-50-0-FR**	7TAG009370R0000	Various	4572,0	19.1	220	1

* Standard color: black.

** FOR180-50-0-FR is made of flame retardant material.

Contact your Sales Office for product availability in the other colors.



Ty-Rap® and Ty-Fast® Accessories

To complement the range of premium cable ties, ABB has developed an extensive range of mounting bases, cable clamps and other fastening accessories, to provide a professional solution to the most demanding applications in cable management.

— 01 TC345 4-way entry mounting base.

— 02 ULNY series adjustable ladderstyle clamp.

— 03 TC86 re-openable spring clamp.

— 04 TC375 multi-bundle mounting strip.

— 05 CPS series braided sleeving.

— 06 SRPE series.

ABB Installation Products invented the cable tie in 1958 and has spent the subsequent decades perfecting both the cable tie itself and a full complement of cable tie mounting bases. With an extensive variety of configurations, materials and mounting methods, our complete portfolio of mounting bases, clips, clamps and cable protection includes a solution for all your wire and cable fastening needs.

Features

- Standard nylon 6.6 material
- UV-resistant black nylon 6.6 for outdoor use
- Other materials for special environments
- Low-profile designs
- Easy to install with self-adhesive, screws or glue
- Many models are UL recognised

Applications


- Aircraft wiring
- Automation and control panels
- Machine control devices
- Building wiring
- Solar panel installations
- Vehicle wiring harnesses
- Wiring closets
- Office equipment and home appliances
- Lighting and electronic equipment
- Other indoor and outdoor wire and cable fastening applications

Typical surfaces


- Plastic
- Glass
- Wood
- Metal
- Paper
- Painted surfaces
- Ceramics



01



02




03



04



05



06



Segmentation table

Mounting bases

Installation instructions self-adhesive mounting bases: see page 151

For cable ties up to width of (mm)	Material	Temperature range (°C)	Color	Flammability class	Outdoor use	Self-adhesive	Glue	Screw
2,4	PA6.6	-40 to +85	Natural	UL94V-2	No	91	-	96, 101
	PA6.6, UV-resistant	-40 to +85	Black	UL94V-2	Yes	91	-	-
3,6	PA6.6	-40 to +85	Natural	UL94V-2	No	91	91	91
	PA6.6, UV-resistant	-40 to +85	Black	UL94V-2	Yes	91	91	91
	PA6.6, detectable, NDT	-40 to +85	Blue	UL94V-2	No	106	-	106
	PP, detectable, PDT	-40 to +85	Light blue	UL94V-HB	Yes	106	-	106
4,8	PA6.6	-40 to +85	Natural	UL94V-2	No	91, 94	91, 94	91, 96, 97, 99, 100, 101, 103, 108
	PA6.6, UV-resistant	-40 to +85	Black	UL94V-2	Yes	91, 94	91, 94	91, 97
	PA6.6, UV-resistant, heat stabilised	-40 to +105	Black	UL94V-2	Yes	-	-	97
	PA6.6, detectable, NDT	-40 to +85	Blue	UL94V-2	No	106	-	107
	PP, detectable, PDT	-40 to +85	Light blue	UL94V-HB	No	106	-	107
	Aluminium	-100 to +450	Metallic-silver	Fire proof	Yes	104	104	104
7,6	PA6.6	-40 to +85	Natural	UL94V-2	No	90, 93, 95	90, 94	90, 93, 95, 96, 102, 103, 108
	PA6.6, UV-resistant	-40 to +85	Black	UL94V-2	Yes	90, 93, 95	90	90, 93, 95, 96
	PA6.6, flame retardant	-40 to +85	Natural	UL94V-0	No	-	90	90
	PA6.6, UV-resistant, heat stabilised	-40 to +105	Black	UL94V-2	Yes	-	-	96
	PA6.6, detectable, NDT	-40 to +85	Blue	UL94V-2	No	106	-	106, 107
	PP, detectable, PDT	-40 to +85	Light blue	UL94V-HB	No	106	-	106, 107
	ETFE	-46 to +150	Aquamarine-blue	UL94V-0	No	-	90	90
	Stainless steel (316 grade)	-80 to +300	Metallic-silver	Fire proof	Yes	-	-	105
9,4	PA6.6, UV-resistant	-40 to +85	Black	UL94V-2	Yes	-	-	114
	PA11/12	-40 to +85	Black	UL94V-2	Yes	-	-	110
12,7	PA6.6, UV-resistant	-40 to +85	Black	UL94V-2	Yes	-	-	98
	Galvanized steel	-34 to +65	Metallic-silver	Fire proof	Yes	-	-	35
	Polypropylene, weather-resistant	-40 to +85	Black	UL94V-HB	Yes	-	-	-
19	PA6.6,	-40 to +85	Natural	UL94V-2	No	92	92	92

* Ask your sales office for availability of UV-resistant and Black version.

Crosswise	Rivet	Multiple bundling	Double-side mounting	Dowel mounting	Clip in	Push
-	101	-	-	-	111	-
-	-	-	-	-	-	-
-	-	-	-	-	-	-
-	-	-	-	-	-	-
-	106	-	-	-	-	-
-	106	-	-	-	-	-
99, 100, 103	97, 100, 101, 103, 113	108	108	-	111, 112	-
-	97	-	-	109	112	-
-	97	-	-	-	-	-
-	107	-	-	-	-	-
-	107	-	-	-	-	-
-	-	-	-	-	-	-
103	102, 103	108	108	-	-	-
-	-	-	-	-	-	-
-	-	-	-	-	-	-
-	-	-	-	-	-	-
-	107	-	-	-	-	-
-	107	-	-	-	-	-
-	-	-	-	-	-	-
-	-	-	-	-	-	-
114	-	114	-	-	-	-
-	-	-	-	110	-	110
-	-	-	-	109	-	-
-	-	-	-	-	-	-
35	-	35	35	-	-	-
-	-	-	-	-	-	-

Mounting bases

2-way entry



Characteristics

- Versatile design allows one mount to be used for heavy duty ties up to 7,6mm width in a two-way style or tie up to 4,8mm width in a four-way style
- Choice of 3 materials: standard Polyamide 6.6 (natural), UV-resistant Polyamide 6.6 (black), Polyamide 6.6 flame retardant and ETFE Fluoropolymer (aquamarine)
- Supplied on either a rubber based (synthetic polymer) closed cell foam adhesive (installation: self-adhesive and/or screw) or without self-adhesive (installation: screw and/or 2-component glue)

Technical information

TC347, TC347A, TC5347AR, TC347X and TC5347AX

- Material: Polyamide 6.6
- Temperature range: -40°C to +85°C (Self-adhesive version: 0°C to +65°C)
- Flammability rating: UL 94 V-2

- Color: (see table)
- Other properties: UV-resistant (black), Halogen free, Silicone free

TC347FR (Flame retardant)

- Material: Polyamide 6.6
- Temperature range: -40°C to +85°C
- Flammability rating: UL 94 V-0
- Color: Natural
- Other properties: Halogen free, Silicone free

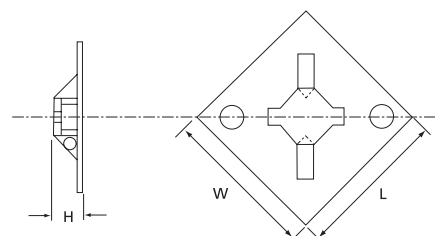
TCZ347 (Fluoropolymer)

- Material: ETFE Fluoropolymer
- Temperature range: -46°C to +150°C
- Flammability rating: UL 94 V-0
- Color: Aquamarine
- Other properties: Silicone free, inert to most solvents and chemicals, hydrolytically stable, radiation resistant

2-way entry

Product code	GID No.	Color	Mounting method	Dimensions			For tie width up to [mm]	Mounting hole diameter [mm]	Quantity [pieces]
				L [mm]	W [mm]	H [mm]			
Standard pack size									
TC5347A	7TAG009800R0007	Natural	Self-adhesive/screw	29,0	29,0	8,5	7,6	4,4 (2x)	100
Bulk pack size									
TC347	7TAG009820R0050	Natural	Screw/glue*	28,6	28,6	7,8	7,6	4,4 (2x)	1000
TC347X	7TAG009820R0054	UV-resistant black	Screw/glue*	28,6	28,6	7,8	7,6	4,4 (2x)	1000
TC347FR	7TAG009820R0053	Natural/flame retardant	Screw/glue*	28,6	28,6	7,8	7,6	4,4 (2x)	1000
TCZ347	7TAG009820R0055	Aquamarine	Screw/glue*	28,6	28,6	7,8	7,6	4,4 (2x)	500
TC347A	7TAG009820R0051	Natural	Self-adhesive/screw	29,0	29,0	8,5	7,6	4,4 (2x)	1000
TC5347AX	7TCG009800R0008	UV-resistant black	Self-adhesive/screw	29,0	29,0	8,5	7,6	4,4 (2x)	100

Dimensions



Mounting bases

4-way entry - high performance



Characteristics

- Design & materials, for increased performance
- Low profile shape (height: 5,1mm, to save space and reduce the torque forces on the mounting base)
- Ramped cable tie entries, for easier insertion of the cable tie
- Longer struts (up to the edges of the base), for better adhesion
- Special adhesive formulation (specifically for Nylon mounting bases) for high pull-off strength
- 2 kinds of self-adhesive material:
 - rubber-based, for immediate adhesion (15 minutes set-up time)
 - acrylic based, to have the possibility of repositioning the mounting base initially (set-up time: 24 to 72 hours)

- Two holes to have the ability or potential to use additional screws, for even stronger installations when required
- Supplied on two-up lining, for easy removal of the lining

Technical information

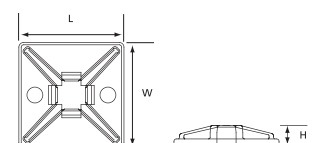
- Material - Molding: Polyamide or UV-resistant Polyamide
- Material - Self-adhesive: Rubber based
- Temperature range: -60°C to +85°C
Self-adhesive version: 0°C to +70°C
- Flammability rating: UL 94 V-2
- Colors: Natural or UV-resistant black
- Other properties: UV-resistant black, Halogen free, Silicone free



4-way entry - high performance

Product code	GID No.	Color	Mounting method	Dimensions			For tie width up to [mm]	Mounting hole diameter [mm]	Qty [pcs]
				L [mm]	W [mm]	H [mm]			
For tie width up to 5.2mm									
Standard pack size									
TC5345A	7TAG009800R0002	Natural	Self-adhesive (rubber based)/screws	28,6	28,6	5,1	5,2	4.0	100
TC5345AX	7TAG009800R0005	UV Black	Self-adhesive (rubber based)/screws	28,6	28,6	5,1	5,2	4.0	100
Bulk pack size									
TC345	7TAG009820R0041	Natural	Glue*/screws	28,6	28,6	5,1	5,2	4.0	1000
TC345A	7TAG009820R0045	Natural	Self-adhesive (rubber based)/screws	28,6	28,6	5,1	5,2	4.0	1000
TC345AX	7TAG009820R0048	UV Black	Self-adhesive (rubber based)/screws	28,6	28,6	5,1	5,2	4.0	1000
For tie width up to 3.6mm									
Standard pack size									
TC5344	7TAG009790R0010	Natural	Screw/glue*	19,1	19,1	4,9	3,6	3.0	100
TC5344AR	7TCG009500R0039	Natural	Self-adhesive/screw	19,1	19,1	4,9	3,6	3.0	100
TC5344AX	7TCG009790R0012	UV Black	Self-adhesive/screw	19,1	19,1	4,9	3,6	3.0	100
Bulk pack size									
TC344	7TAG009810R0008	Natural	Screw/glue*	19,1	19,1	4,9	3,6	3.0	1000
TC344A	7TAG009810R0010	Natural	Self-adhesive/screw	19,1	19,1	4,9	3,6	3.0	1000
TC344AX	7TAG009810R0012	UV Black	Self-adhesive/screw	19,1	19,1	4,9	3,6	3.0	1000
For tie width up to 3.0mm									
Standard pack size									
TC050x050A-C	7TAG009830R0000	Natural	Self-adhesive	12,7	12,7	4,5	3,0	-	100
TC050x050AX-C	7TAG009830R0001	UV Black	Self-adhesive	12,7	12,7	4,5	3,0	-	100
Bulk pack size									
TC050x050A	7TAG009840R0003	Natural	Self-adhesive	12,7	12,7	4,5	3,0	-	1000
TC050x050AX	7TAG009840R0004	UV Black	Self-adhesive	12,7	12,7	4,5	3,0	-	1000

Dimensions



Mounting bases

4-way entry - extra large



Characteristics

- Supplied on either a rubber based (synthetic polymer) closed cell foam adhesive or without self adhesive (installation: screw and/or 2 component glue)
- Available in standard Polyamide 6.6 (natural)
- For use with wide cable ties such as hook and loop ties and lashing ties

Technical information

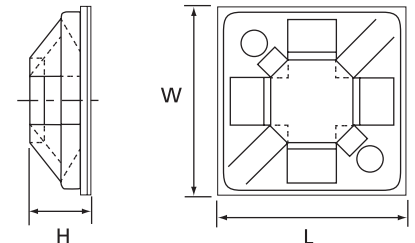
- Material: Polyamide 6.6
- Temperature range:
Glue version: -40°C to +85°C
Self-adhesive version: 0°C to +70°C
- Flammability rating: UL 94 V-2
- Colors: Natural
- Other properties: Halogen free, Silicone free

4-way entry




Product code	GID No.	Color	Mounting method	Dimensions			For tie width up to [mm]	Mounting hole diameter [mm]	Quantity [pieces]
				L [mm]	W [mm]	H [mm]			
For tie width up to 19.1mm (50.8mm x 50.8mm base)									
TC368*	7TAG009840R0015	Natural	screw / glue	50,8	50,8	6,6	19,1	4,3	500
TC368A*	7TAG009840R0016	Natural	self-adhesive / screw	50,8	50,8	6,6	19,1	4,3	500

Dimensions



Mounting bases

4-way entry - for wide cable ties



Characteristics

- Supplied on either a rubber based (synthetic polymer) closed cell foam adhesive or without self adhesive (installation: screw and/or 2 component glue)
- Available in standard Polyamide 6.6 (natural) or UV-resistant Polyamide 6.6 (black)

Technical information

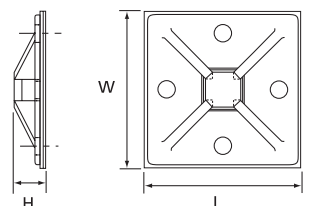
- Material: Polyamide 6.6
- Temperature range:
Glue version: -40°C to +85°C
Self-adhesive version: 0°C to +70°C
- Flammability rating: UL 94 V-2
- Colors: Natural or UV-resistant black
- Other properties: UV-resistant black, Halogen free, Silicone free

4-way entry - for wide cable ties



Product code	GID No.	Color	Mounting method	Dimensions			For tie width up to [mm]	Mounting hole diameter [mm]	Quantity [pieces]
				L [mm]	W [mm]	H [mm]			
For tie width up to 7.9mm (38.1mm x 38.1mm base)									
Standard pack size									
TC150x150L	7TAG009830R0004	Natural	Screw / glue	38,1	38,1	7,4	7,9	4,3	50
TC150x150A-L	7TAG009830R0002	Natural	Self-adhesive / screw	38,1	38,1	7,4	7,9	4,3	50
TC150x150AX-L	7TAG009830R0003	UV-resistant black	Self-adhesive / screw	38,1	38,1	7,4	7,9	4,3	50
Bulk pack size									
TC150x150	7TAG009840R0008	Natural	Screw / glue	38,1	38,1	7,4	7,9	4,3	500
TC150x150A	7TAG009840R0009	Natural	Self-adhesive / screw	38,1	38,1	7,4	7,9	4,3	500
TC150x150AX	7TAG009840R0010	UV-resistant black	Self-adhesive / screw	38,1	38,1	7,4	7,9	4,3	500
For tie width up to 7.9mm (50.8mm x 50.8mm base)									
Standard pack size									
TC200x200L	7TAG009830R0006	Natural	Screw / glue	50,8	50,8	7,4	7,9	4,3	50
TC200x200A-L	7TAG009830R0005	Natural	Self-adhesive / screw	50,8	50,8	7,4	7,9	4,3	50
Bulk pack size									
TC200x200	7TAG009840R0011	Natural	Screw / glue	50,8	50,8	7,4	7,9	4,3	500
TC200x200A	7TAG009840R0012	Natural	Self-adhesive / screw	50,8	50,8	7,4	7,9	4,3	500
TC200x200AX	7TAG009840R0013	UV-resistant black	Self-adhesive / screw	50,8	50,8	7,4	7,9	4,3	500

Dimensions



Mounting bases

Low profile plates



Characteristics

- Low profile
- Easy to use
- Self-adhesive or to be glued with 2-component glue

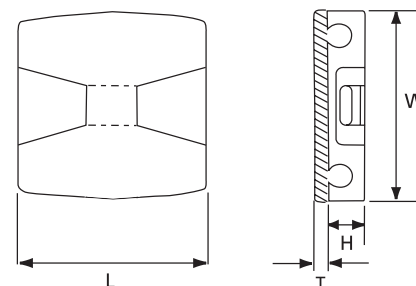
Technical information

- Material: Polyamide 6.6
- Temperature range: -40°C to +85°C
Self-adhesive version: 0°C to +65°C
- Color: Natural or UV-resistant black
- Flammability rating: UL 94 V-2
- Other properties: Halogen free, Silicone free, UV-resistant black

Low profile plates


Product code	GID No.	Color	Mounting method	Dimensions				For tie width up to [mm]	Quantity [pieces]
				H [mm]	T [mm]	W [mm]	L [mm]		
Standard pack size									
TC5342A	7TAG009800R0000	Natural	Self-adhesive	5,7	0,8	29,0	29,0	4,8	100
Bulk pack size									
TC817-TB	7TAG009840R0020	Natural	Glue	4,8	-	11,0	11,0	4,8	1000
TC342	7TAG009820R0036	Natural	Glue	5,7	-	29,0	29,0	4,8	1000
TC342X	7TAG009820R0040	UV-resistant black	Glue	5,7	-	29,0	29,0	4,8	1000
TC342A	7TAG009820R0037	Natural	Self-adhesive	5,7	0,8	29,0	29,0	4,8	1000
TC342A-X	7TAG009820R0038	UV-resistant black	Self-adhesive	5,7	0,8	29,0	29,0	4,8	1000

Dimensions



Mounting bases

Self-adhesive mounting cradle



Characteristics

- Accepts cable ties to 7,6mm width
- Supplied “two-up” on closed cell foam with synthetic polymer “rubber” based adhesive
- Use M3.5 self-tapping screw for added strength if desired

Technical information

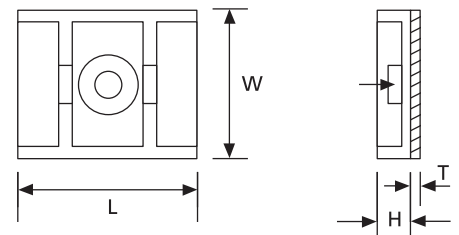
- Material: Polyamide 6.6
- Temperature range: 0°C to +65°C
- Color: Natural or UV-resistant black
- Mounting method: Self adhesive and/or screw
- Flammability rating: UL 94 V-2
- Other properties: UV-resistant black, Halogen free, Silicone free

Self-adhesive mounting cradle

Product code	GID No.	Color	Dimensions				For tie width up to [mm]	Quantity [pieces]
			H [mm]	T [mm]	L [mm]	W [mm]		
Standard pack size								
MCNY-1250-9-L	7TAG009990R0009	Natural	7,2	0,8	31,7	25,4	7,6	50
Bulk pack size								
MCNY-1250-9-C	7TAG009990R0007	Natural	7,2	0,8	31,7	25,4	7,6	100
MCNY-1250-9-D	7TAG009990R0008	Natural	7,2	0,8	31,7	25,4	7,6	500
MCNY-1250-0-C	7TAG009990R0006	UV-resistant black	7,2	0,8	31,7	25,4	7,6	100

For other colors and quantities, please contact your Sales Office.

Dimensions



Mounting bases

Saddle support



Characteristics

- Tie mounting bases with supporting saddle
- For screw- or rivet-mounting
- The prism-shape of the saddle prevents twisting around the fixture
- High strength through compact design
- Non-conductive, non-corrosive, resistant to fuels, lubricants and most chemicals
- Available in natural nylon, UV-resistant nylon or heat stabilized black version

Technical information

- Material: Polyamide 6.6 or heat stabilized Polyamide 6.6
- Temperature range: -40°C to +85°C
- Color: Natural or UV-resistant black
- Mounting method: Screw
- Flammability rating: UL 94 V-2
- Other properties: Halogen free, Silicone free, UV-resistant black

Saddle support

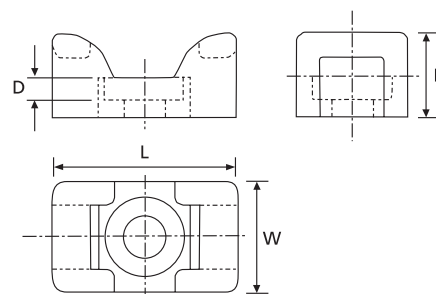


Product code	GID No.	Color	Dimensions				For tie width up to [mm]	Mounting hole diameter [mm]	Quantity [pieces]
			H [mm]	W [mm]	L [mm]	D [mm]			
Standard pack size									
TC5140	7TAG009840R0017	Natural	6,7	8,7	14,2	1,8	2,4	3,0	100
TC5141	7TAG009870R0002	Natural	7,5	11,1	17,0	2,3	4,8	3,8	100
TC5142	7TAG009870R0003	Natural	10,7	14,2	23,4	2,9	7,6	5,2	100
TC5142X*	7TAG009840R0018	UV-resistant black / heat stabilized	10,7	14,2	23,4	2,9	7,6	5,2	100
Bulk pack size									
TC140	7TAG009880R0005	Natural	6,7	8,7	14,2	1,8	2,4	3,0	500
TC141	7TAG009880R0006	Natural	7,5	11,1	17,0	2,3	4,8	3,8	500
TC142	7TAG009880R0007	Natural	10,7	14,2	23,4	2,9	7,6	5,2	500
TC142X*	7TAG009840R0007	UV-resistant black / heat stabilized	10,7	14,2	23,4	2,9	7,6	5,2	500

* Are not UL recognised.

For other colors and quantities, please contact your Sales Office.

Dimensions





Mounting bases

Weather resistant - Heavy-duty



Characteristics

- Tie mounting base for outdoor installation
- A strong, weatherproof and durable outdoor fastening solution for pipes, hoses, cables, etc.
- For screw-fastening
- Ergonomically shaped for ease of installation

Technical information

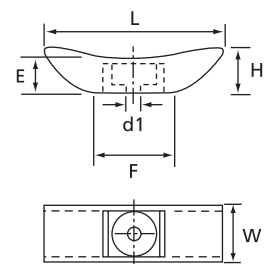
- Material: UV-stabilized Polyamide 6.6
- Temperature range: -40°C to +85°C
- Color: Black
- Mounting method: Screw (for product code TC5355 to TC5357 only)
- Flammability rating: UL 94 V-2
- Other properties: UV-resistant, Halogen free, Silicone free

Weather resistant - Heavy-duty



Product code	GID No.	Dimensions					For tie width up to [mm]	Mounting hole diameter [mm]	Quantity [pieces]
		H [mm]	W [mm]	L [mm]	E [mm]	F [mm]			
Mounting cradle									
TC5355	7TAG009870R0004	15,9	19,1	44,5	11,1	28,6	12,7	4,6	25
TC5356	7TAG009870R0005	15,9	19,1	44,5	11,1	28,6	12,7	5,2	25
TC5357	7TAG009870R0006	15,9	19,1	44,5	11,1	28,6	12,7	6,7	25

Dimensions



Mounting bases

Saddle-type mounting base



Characteristics

The saddle-type mounting bases allow 3 possible cable mounting:

- the cables can be attached to a flat surface on which the base is screwed
- the cable bundles can be mounted in parallel
- the cable bundles can be mounted crosswise

Can also be used for the mounting of cylindrical objects having a diameter between 12,7mm and 31,8mm.

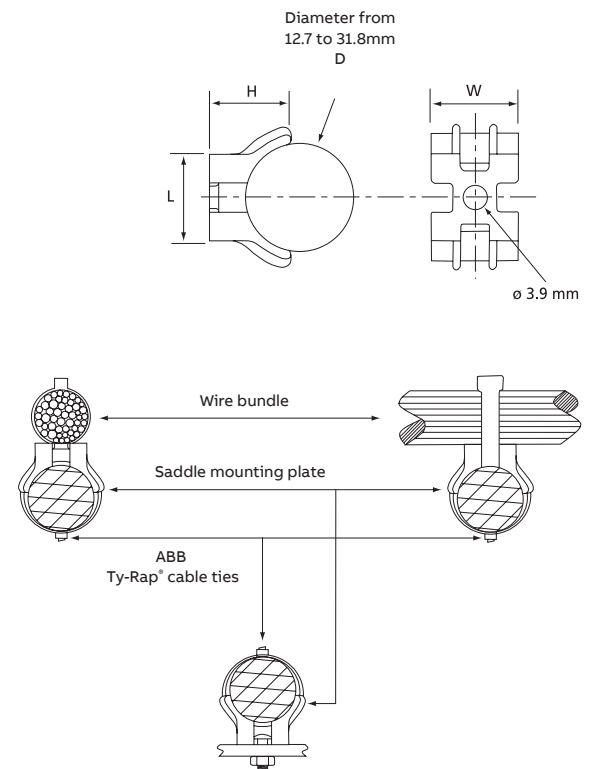
Technical information

- Material: Polyamide 6.6
- Temperature range: -40°C to +85°C
- Color: Natural
- Mounting method: Screw
- Flammability rating: UL 94 V-2
- Other properties: Halogen free, Silicone free

Saddle-type mounting base

Product code	GID No.	Dimensions				For tie width up to [mm]	Mounting hole diameter [mm]	Quantity [pieces]
		H [mm]	W [mm]	L [mm]	D [mm]			
TC92	7TAG009910R0088	14,3	15,1	15,1	12,7 - 31,8	4,8	3,9	100

Dimensions



Mounting bases

Screw-mounted miniature bases & bases for crosswise fastening



Characteristics

- Low profile mounting base
- For screw- or rivet-mounting
- Easy to use due to the cable tie insertion guide

Technical information

- Material: Polyamide 6.6
- Temperature range: -40°C to +85°C
- Color: Natural
- Mounting method: Fillister-head screw (miniature base), screw or rivet
- Flammability rating: UL 94 V-2
- Other properties: Halogen free, Silicone free

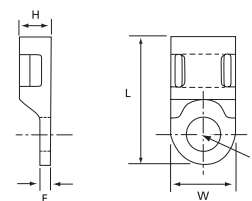


Screw-mounted miniature bases

Product code	GID No.	Dimensions				For tie width up to [mm]	Mounting hole diameter [mm]	Quantity [pieces]
		H [mm]	W [mm]	L [mm]	D [mm]			
TC814-TB	7TAG009880R0011	4,8	9,5	19,1	2,0	4,8	3,3	1000
TC112-TB	7TAG009880R0004	4,8	9,5	19,1	2,0	4,8	4,4	1000
TC812-TB	7TAG009880R0009	4,8	9,5	19,1	2,0	4,8	5,1	1000

For other colors and quantities, please contact your Sales Office.

Dimensions



Characteristics

- Extremely low profile
- For screw- or rivet-mounting
- Easy to use due to the cable tie insertion guide
- Two ties can be fastened crosswise to securely fix cable intersections

Technical information

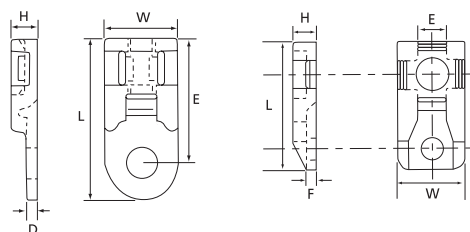
- Material: Polyamide 6.6
- Temperature range: -40°C to +85°C
- Color: Natural
- Mounting method: Screw or rivet
- Flammability rating: UL 94 V-2
- Other properties: Halogen free, Silicone free

Screw-mounted - for crosswise fastening

Product code	GID No.	Dimensions				For tie width up to [mm]	Mounting hole diameter [mm]	Quantity [pieces]
		H [mm]	W [mm]	L [mm]	D [mm]			
TC5828	7TAG009870R0007	3,8	10,1	22,5	1,5	17,4	4,3	100
TC828-TB	7TAG009880R0015	3,8	10,1	22,5	1,5	17,4	4,3	1000
TC826-TB	7TAG009880R0014	5,7	12,7	23,8	5,3	2,0	4,4	1000

For other colors and quantities, please contact your Sales Office.

Dimensions



TC5828 / TC828-TB

TC826-TB

Mounting bases

Screw-mounted miniature bases



Characteristics

- Extremely low profile
- For screw- or rivet-mounting
- Easy to use due to the cable tie insertion guide

Technical information

- Material: Polyamide 6.6
- Temperature range: -40°C to +85°C
- Color: Natural
- Mounting method: Screw or rivet
- Flammability rating: UL 94 V-2
- Other properties: Halogen free, Silicone free

Screw-mounted miniature bases



Product code	GID No.	Dimensions			For tie width up to [mm]	Mounting hole diameter		Quantity [pieces]
		H [mm]	W [mm]	L [mm]		Diameter D1 [mm]	Diameter D2 [mm]	
Small pack size								
TC502***	7TAG009870R0000	3,2	12,7	19,1	4,8	4,4	8,7	100
Standard pack size								
TC804-TB**	7TAG009880R0008	2,4	7,9	10,2	2,4	2,3	4,7	1000
TC104*	7TAG009880R0003	2,4	7,9	10,3	2,4	3,4	6,5	1000
TC102*	7TAG009880R0001	3,2	12,7	19,1	4,8	4,4	8,7	1000

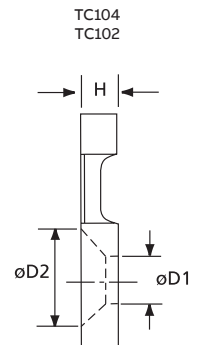
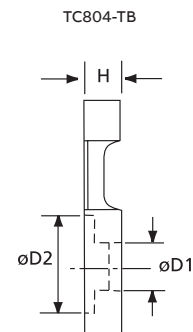
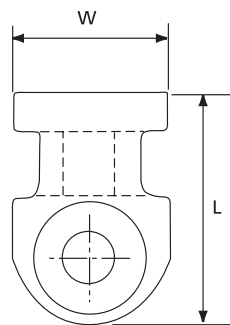
Please contact your sales office for availability of UV-resistant version.

* UL listed only.

** cURus certified only.

*** not UL certified.

Dimensions



Mounting bases

Screw-mounted - for wide cable ties



Characteristics

- Extremely low profile
- For screw- or rivet-mounting
- Easy to use due to the cable tie insertion guide
- Secure fixing with 2 fastening holes

Technical information

- Material: Polyamide 6.6
- Temperature range: -40°C to +85°C
- Color: Natural
- Mounting method: 2 screws
- Flammability rating: UL 94 V-2
- Other properties: Halogen free, Silicone free



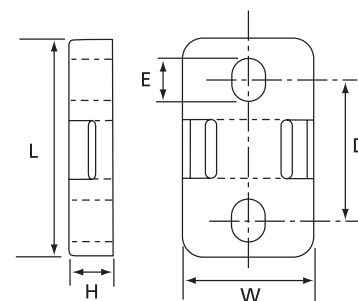
E49405

Screw-mounted - for wide cable ties

Product code	GID No.	Dimensions					For tie width up to [mm]	Mounting hole diameter [mm]	Quantity [pieces]
		H [mm]	W [mm]	L [mm]	D [mm]	E [mm]			
TC815-TB	7TAG009880R0012	6,4	19,1	31,2	19,9	6,4	7,6	5,3	500

For other colors and quantities, please contact your Sales Office.

Dimensions



Mounting bases

Screw-mounted supporting bases



Characteristics

- Supporting mounting base with strong hold due to 2 mounting holes
- Can be screwed or riveted
- Allows double and/or crosswise (two ties) fixing
- For parallel and through mounting with support
- Suitable for large bundle diameters

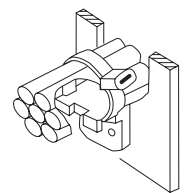
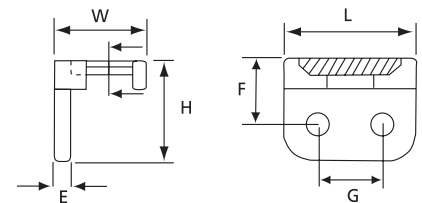
Technical information

- Material: Polyamide 6.6
- Temperature range: -40°C to +85°C
- Color: Natural
- Mounting method: 2 screws or 2 rivets
- Flammability rating: UL 94 V-2
- Other properties: Halogen free, Silicone free

Screw-mounted supporting bases

Product code	GID No.	Dimensions						For tie width up to	Mounting hole diameter (x2)	Quantity
		H [mm]	W [mm]	L [mm]	G [mm]	E [mm]	F [mm]			
TC106	7TAG009910R0071	25,4	19,1	25,4	12,7	4,6	16,5	7,6	3,3	200
TC109	7TAG009920R0001	11,1	9,9	14,3	7,1	1,7	7,0	4,8	2,4	1000

Dimensions



Mounting bases

Aluminium plates & mounting base adhesive



Characteristics

- Very strong mounting base for gluing or screw mounting or self-adhesive mounting
- Low profile
- Soft material can be shaped onto any support
- Lightweight
- Does not age under extreme temperatures

Technical information

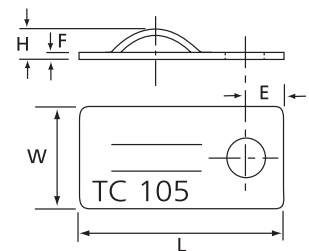
- Material: Aluminium (3003, ASTM-B-209)
- Temperature range: -100°C to +450°C
Self-adhesive version: 0°C to +65°C
- Color: Metallic
- Mounting method: Glue and / or screw or self-adhesive
- Flammability rating: Fire proof
- Other properties: UV-resistant

Aluminium plates

Product code	GID No.	Mounting method	Dimensions					For tie width up to [mm]	Mounting hole diameter [mm]	Quantity [pieces]
			H [mm]	W [mm]	L [mm]	E [mm]	F [mm]			
Standard pack size										
TC5105	7TAG009680R0006	Screw	3,8	13,2	25,4	4,8	0,8	4,8	4,9	100
Bulk pack size										
TC105AP	7TCG009500R0034	Self-adhesive / screw	3,8	13,2	25,4	4,8	0,8	4,8	4,9	1000
TC105	7TAG009840R0005	Screw	3,8	13,2	25,4	4,8	0,8	4,8	4,9	1000

Dimensions

TC105 and TC105AP



Mounting bases

Ty-Met™ stainless steel cable ties



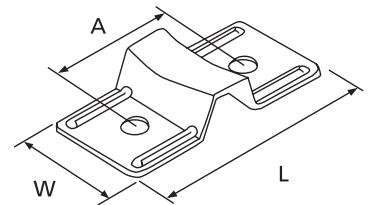
Technical information

- Material: corrosion resistant 316 grade stainless steel (marine grade), for high mechanical and chemical durability
- Operating temperature: -60°C to +300°C
- Min. installation temperature: 0°C
- Flammability class: absolutely fireproof

Mounting bases

Product code	GID No.	Length	Width	Dimension A	Mounting hole diameter	For stainless steel ties width up to	Quantity [pieces]
		L [mm]	W [mm]			[mm]	
TCS25	7TAG009470R0057	57,1	25,4	31,8	6,7 (x2)	8,7	50

Dimensions




Mounting bases

Detectable mounts



4-way entry mounting bases



2-way entry mounting bases

Characteristics

2-way and 4-way entry mounting bases

- Detectable with metal and X-ray detection equipment
- Limits errors in premounting the base with respect to its orientation to wire bundle direction
- Easy to use
- Self-adhesive or to be glued with 2-component glue*

Technical information

- Material: Polypropylene (PDT), Detectable Polyamide 6.6. (NDT) and Polypropylene
- Temperature range: NDT: -60 to +85°C, PDT: -40 to +85°C
- Color: Blue
- Mounting method: 2 screws, 2 rivets or self-adhesive
- Other properties: Detectable with metal and X-ray detection equipment


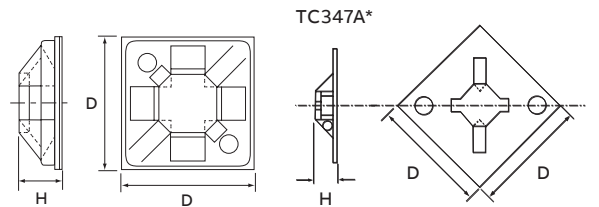


2-way and 4-way entry mounting bases

Product code	GID No.	Mounting method	Width H [mm]	Length D [mm]	For tie width up to [mm]	Mounting hole (2x) diameter [mm]	Quantity [pieces]
TC5344A-NDT	7TAG009660R0023	Self-adhesive*/screw	19,1	19,1	3,6	3,0	100
TC344A-NDT	7TAG009660R0013	Self-adhesive*/screw	19,1	19,1	3,6	3,0	1000
TC5344A-PDT	7TAG009660R0024	Self-adhesive*/screw	19,1	19,1	3,6	3,0	100
TC5347A-NDT	7TAG009660R0025	Self-adhesive*/screw	29,0	29,0	7,6	4,4	100
TC347A-NDT	7TAG009660R0014	Self-adhesive*/screw	29,0	29,0	7,6	4,4	1000
TC5347A-PDT	7TAG009660R0026	Self-adhesive*/screw	29,0	29,0	7,6	4,4	100

* Surface preparation: surface should be cleaned with alcohol-based cleaner before application. Installation: Surface must be clean and dry prior to application of accessory. Allow 15-minute setting time for maximum adhesion performance of synthetic rubber adhesive (SRA).

Dimensions



Low profile plates

Low profile plates

- Detectable with metal and X-ray detection equipment
- One-piece molding - no lost parts
- Low profile

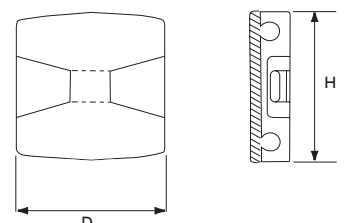


Low profile plates

Product code	GID No.	Mounting method	Width H [mm]	Length D [mm]	For tie width up to [mm]	Quantity [pieces]
TC5342A-NDT	7TAG009660R0021	Self-adhesive*	29	29	4,8	100
TC342A-NDT	7TAG009660R0012	Self-adhesive*	29	29	4,8	1000
TC5342A-PDT	7TAG009660R0022	Self-adhesive*	29	29	4,8	100


* Surface preparation: surface should be cleaned with alcohol-based cleaner before application. Installation: Surface must be clean and dry prior to application of accessory. Allow 15-minute setting time for maximum adhesion performance of synthetic rubber adhesive (SRA).

Dimensions



Mounting bases

Detectable mounts



Saddle support

Characteristics

- Detectable with metal and X-ray detection equipment
- Saddle support mounting base provides a saddle for the wire run. Ty-Rap tie is threaded under bundle and tied in a usual manner

Technical information

- Material: Detectable Polyamide 6.6 and Polypropylene
 - Temperature range: -60°C to +85°C
 - Color: Blue
 - Mounting method: 2 screws or 2 rivets
 - Other properties: Detectable with metal and X-ray detection equipment
 - Flammability rating UL94: V-2
- Polypropylene:
- Temperature range: -40°C to +85°C
 - Flammability rating UL94: HB



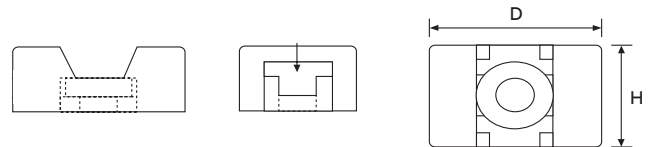
Saddle support

Product code	GID No.	Mounting method	Width	Length	For tie	Mounting hole	Quantity [pieces]
			H [mm]	D [mm]	width up to [mm]	diameter [mm]	
TC141-NDT	7TAG009660R0010	Screw	11,1	17	4,8	3,8	100
TC5141-NDT	7TAG009660R0017	Screw	11,1	17	4,8	3,8	500
TC5141-PDT	7TAG009660R0018	Screw	11,1	17	4,8	3,8	100
TC5142-NDT	7TAG009660R0019	Screw	14,2	23,4	7,6	5,2	100
TC142-NDT	7TAG009660R0011	Screw	14,2	23,4	7,6	5,2	500
TC5142-PDT	7TAG009660R0020	Screw	14,2	23,4	7,6	5,2	100



Screw-mounted miniature bases

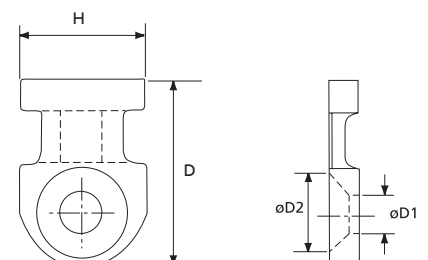
Dimensions



Screw-mounted miniature bases

Product code	GID No.	Mounting method	Width	Length	For tie	Mounting hole		Quantity [pieces]
			H [mm]	D [mm]		Diameter D1 [mm]	Diameter D2 [mm]	
TC5102-NDT	7TAG009660R0015	Screw	12,7	19,1	4,8	4,4	8,7	100
TC102-NDT	7TAG009660R0008	Screw	12,7	19,1	4,8	4,4	8,7	1000
TC102-PDT	7TAG009660R0009	Screw	12,7	19,1	4,8	4,4	8,7	1000

Dimensions



Mounting bases

Screw-mounted strips for multiple bundling



Characteristics

- Tie mounting strips for up to 6 bundles simultaneously
- When mounted, the tie is guided through the clamp for fast assembly

Product code TC1101 to TC1117

- Simple and strong flat mounting beams for fixing multiple cables, bundles or components

Product code TC375 and TC376

- For vertical and double-side mounting

Product code TC101 and TC103

- Elongated fastening hole on one end allows greater flexibility during mounting

Technical information

- Material: Polyamide 6.6
- Temperature range: -40°C to +85°C
- Color: Natural
- Mounting method: 2 screws (1 screw for product code. TC376 & TC375)
- Flammability rating: UL 94 V-2
- Other properties: Halogen free, Silicone free

Screw-mounted strips for multiple bundling

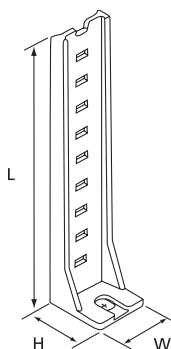


Product code	GID No.	Dimensions					Max. number of bundles	For tie width up to	Mounting hole diameter	Quantity [pieces]
		H [mm]	W [mm]	L [mm]	D [mm]	E [mm]				
TC101	7TAG009880R0000	3,2	12,7	50,0	35,6	9,5	1,0	4,8	5,2	1000
TC103	7TAG009880R0002	5,1	15,8	79,0	59,6	18,6	1,0	7,6	6,9	500
TC1101	7TAG009910R0072	3,2	12,7	44,0	31,8	9,5	1,0	4,8	3,7	100
TC1102	7TAG009910R0073	3,2	12,7	76,0	31,8	9,5	2,0	4,8	3,7	100
TC1103	7TAG009910R0074	3,2	12,7	108,0	31,8	9,5	3,0	4,8	3,7	100
TC1104	7TAG009910R0075	3,2	12,7	140,0	31,8	9,5	4,0	4,8	3,7	100
TC1105	7TAG009910R0076	3,2	12,7	171,0	31,8	9,5	5,0	4,8	3,7	100
TC1112	7TAG009910R0077	5,2	15,9	244,0	38,1	14,3	6,0	7,6	3,7	100
TC1113	7TAG009910R0078	5,2	15,9	53,3	38,1	14,3	1,0	7,6	3,7	100
TC1114	7TAG009910R0079	5,2	15,9	91,4	38,1	14,3	2,0	7,6	3,7	100
TC1115	7TAG009910R0080	5,2	15,9	130,0	38,1	14,3	3,0	7,6	3,7	100
TC1116	7TAG009910R0081	5,2	15,9	168,0	38,1	14,3	4,0	7,6	3,7	100
TC1117	7TAG009910R0082	5,2	15,9	206,0	38,1	14,3	5,0	7,6	3,7	100
TC375	7TAG009910R0084	19,1	17,5	93,0	-	6,4	5,0	4,8	4,8	100
TC376	7TAG009910R0086	17,0	17,5	44,0	-	6,4	2,0	4,8	4,8	100

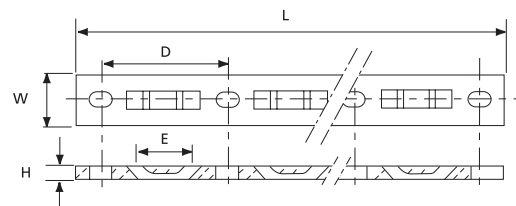
For other colors and quantities, please contact your Sales Office.

Dimensions

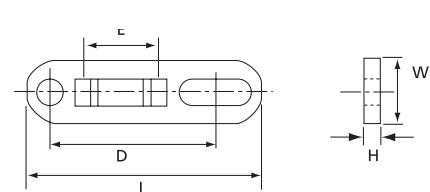
TC375 & TC376



TC1101 ... TC1117



TC101 & TC103



Mounting bases

Weather resistant - Heavy-duty



Characteristics

- Tie mounting base for outdoor installation
- A strong, weatherproof and durable outdoor fastening solution for pipes, hoses, cables, etc.
- Ergonomically shaped for trouble-free installation

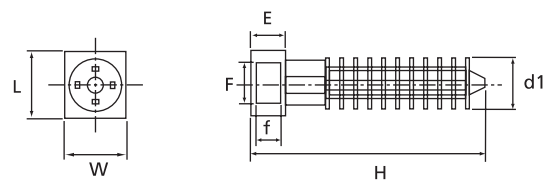
Technical information

- Material: UV-stabilized Polyamide 6.6
- Temperature range: -40°C to +85°C
- Color: Black
- Mounting method: Installs simply by tapping into a drilled hole.
- Flammability rating: UL 94 V-2
- Other properties: UV-resistant, Halogen free, Silicone free

Weather resistant - Heavy-duty

Product code	GID No.	Dimensions						For tie width up to [mm]	Mounting hole diameter [mm]	Quantity [pieces]
		H [mm]	W [mm]	L [mm]	E [mm]	F [mm]	f [mm]			
Wall plug										
TC5358	7TAG009850R0001	31,8	9,9	9,9	7,1	5,6	2,3	4,8	6,4 (in wall)	100
TC5359	7TAG009850R0002	38,4	19,1	19,1	8,1	14,0	3,1	12,7	9,5 (in wall)	50

Dimensions



Special cable ties

Col-Ty™ Accessories



Characteristics

- Use 5mm screw
- Cradle for ties up to 9mm wide

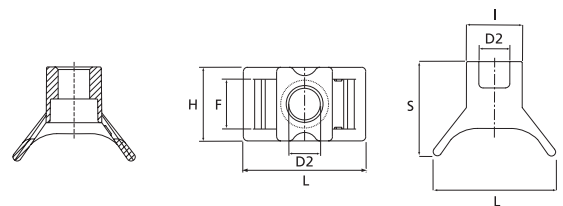
Technical information

- Material: Polyamide 11/12
- Temperature range: -40°C to +80°C
- Color: Black
- Flammability rating: UL 94 HB
- Other properties: UV-resistant

Heavy-duty installation ties

Product code	GID No.	Dimensions							Quantity [pieces]
		L [mm]	I [mm]	S [mm]	H [mm]	F [mm]	d2 [mm]		
CT-3401	7TCG009750R0009	22,9	10,5	17,6	13,8	9,4	5,9	100	

Dimensions



Characteristics

- Wall plug suitable for \varnothing 8mm hole
- Simply drill hole and hammer the plug in

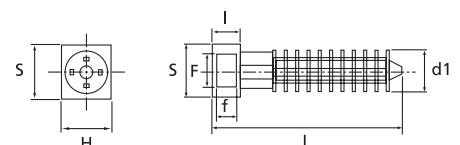
Technical information

- Material: Polyamide 11/12
- Temperature range: -40°C to +80°C
- Color: Black
- Flammability rating: UL 94 HB
- Other properties: UV-resistant

Heavy-duty installation ties

Product code	GID No.	Dimensions							Quantity [pieces]
		L [mm]	\varnothing d1 [mm]	S [mm]	H [mm]	I [mm]	F [mm]	f [mm]	
CT-5359	7TCG009750R0010	43,1	9,6	13,2	16,0	6,3	9,5	2,4	100

Dimensions



Mounting bases

Clip-in mounting bases for blind mounting



Characteristics

- Clip-in tie mounting bases for housings, faceplates etc
- With fastening clip for blind-mounting and two openings for 2,8mm or 4,8mm ties
- Low profile

Technical information

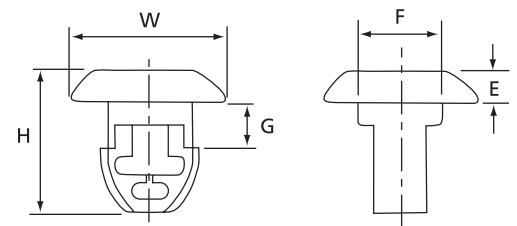
- Material: Polyamide 6.6
- Temperature range: -40°C to +85°C
- Color: Natural
- Mounting method: Clip in
- Flammability rating: UL 94 V-2
- Other properties: Halogen free, Silicone free

Clip-in mounting bases for blind mounting



Product code	GID No.	Dimensions			Panel thickness from...to [mm]	For tie width up to [mm]	Mounting hole diameter [mm]	Quantity [pieces]
		H [mm]	W [mm]	E [mm]				
TC121-TB	7TAG009860R0006	10,4	11,2	2,0	0,1 to 3,2	2,4 or 4,8	6,3	1000

Dimensions



Mounting bases

Clip-in mounting bases for surface mounting



Characteristics

- Clip-in tie mounting bases for housings, faceplates etc
- With fastening clip for surface mounting
- Low profile

Technical information

- Material: Polyamide 6.6
- Temperature range: -40°C to +85°C
- Color: Natural (TC823-TB & TC5823), UV-resistant black (TC823X)
- Mounting method: Clip in
- Flammability rating: UL 94 V-2
- Other properties: UV-resistant (black), Halogen free, Silicone free
- For tie width up to 4,8 mm

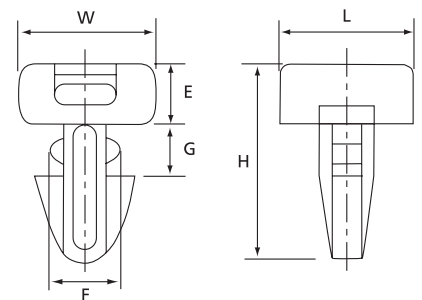
Clip-in mounting bases for surface mounting

Product code	GID No.	Dimensions					Panel thickness from ... to [mm]	Mounting hole diameter [mm]	Quantity [pieces]
		H [mm]	W [mm]	L [mm]	E [mm]	F [mm]			
Small pack size									
TC5823	7TAG009850R0003	16,8	11,1	11,1	5,1	5,8	0,1 to 3,2	6,2 to 6,5	100
Standard pack size									
TC823-TB	7TAG009860R0007	16,8	11,1	11,1	5,1	5,8	0,1 to 3,2	6,2 to 6,5	1000
TC823X*	7TAG009860R0008	16,8	11,1	11,1	5,1	5,8	0,1 to 3,2	6,2 to 6,5	1000

* Are not UL recognised.

For other colors and quantities, please contact your Sales Office.

Dimensions



Mounting bases

Rivet-mounted bases



Characteristics

- Low profile mounting base with integrated rivet
- Easy to install into normal or blind holes: just hammer in the expanding harbour
- Parts are color-coded according to hole diameter to avoid confusion

Technical information

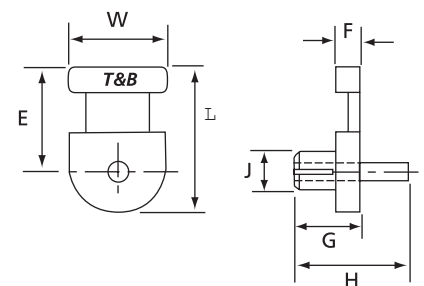
- Material: Polyamide 6.6
- Temperature range: -40°C to +85°C
- Color: See table
- Mounting method: Rivet mounted
- Flammability rating: UL 94 V-2
- Other properties: Halogen free, Silicone free
- For tie width up to 4,8mm



Rivet-mounted bases

Product code	GID No.	Color	Dimensions				Mounting hole diameter [mm]	Quantity [pieces]
			W [mm]	L [mm]	F [mm]	G [mm]		
TC116-TB	7TAG009860R0003	Red	12,7	19,1	3,2	8,6	3,7	1000
TC118-TB	7TAG009860R0004	Blue	12,7	19,1	3,2	8,6	4,4	1000
TC120	7TAG009860R0005	Yellow	12,7	19,1	3,2	8,6	4,9	1000

Dimensions



Mounting bases

Stud mounting system



Characteristics

- A fast and simple harnessing method for neat, versatile wire management
- Great for harnessing wires, cables and hoses to truck and trailer chassis
- Fast, easy installation, using standard 3/8" power drill and application tool or simply hammer on
- Unlimited harnessing flexibility using conventional T&B cable ties
- Custom drill bit quickly installs base to proper torque – won't crack or break mounting base as a result of being overtightened
- Unique 4-way multi-directional design

- 10-position harness capability
- Available for 3/8", 1/2", 5/8", and 3/4" stud/bolt sizes
- Self-tapping thread design for reliable installation onto stud
- High pull-out strength of 500+ lbs.

Technical information

- Material: Nylon 6.6, UV stabilized
- Color: Black
- Weather resistant
- Flammability rating: UL94-V2
- Halogen and silicon free


Stud mounting system

Product code	GID No.	Description	Stud size [mm]	Dimensions (LxWxH) [mm]	For cable tie sizes [mm]	Color	Quantity [pieces]
XMNY-375-0-D	7TAG009770R0001	Mount fastener	9,5	50,5 x 39,8 x 27,9	9,5	Black	500
XMNY-500-0-D	7TAG009770R0002	Mount fastener	12,7	50,5 x 39,8 x 27,9	9,5	Black	500
XMNY-625-0-D	7TAG009770R0003	Mount fastener	15,9	50,5 x 39,8 x 27,9	9,5	Black	500
XMNY-750-0-D	7TAG009770R0004	Mount fastener	19,1	50,5 x 39,8 x 27,9	9,5	Black	500
WTXM	7TAG009770R0000	Application tool	-	50,5 x 39,8 x 27,9	9,5	-	1

The stud mount cable fastening system includes a range of bases and the custom drill bit that mounts all sizes.

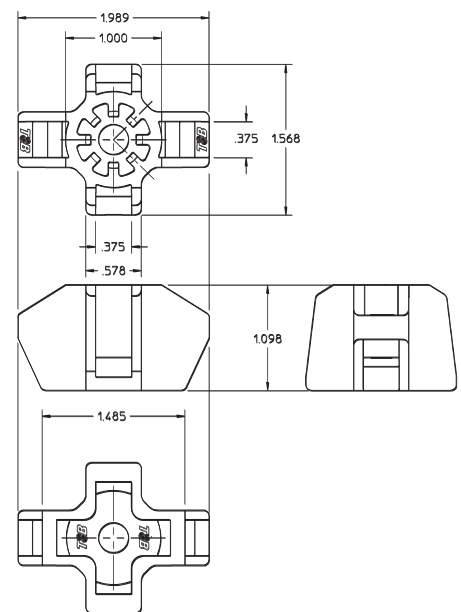


During installation, the custom Stud Mount drill bit application tool ejects itself from mounting base, ensuring proper torque and preventing cracking or breaking of the mount from being overtightened.



Virtually unlimited harnessing flexibility is provided in the unique 10-position harness design of the Stud Mount base.

Dimensions



Mounting bases

Ty-Rap® solar clip



Characteristics

- Perfect to manage cable on large and small solar projects
 - Specially engineered design provides the ability to quickly slip the cables in and out of the clip for easy removal, re-adjustment, or other maintenance
 - No tools required
 - Lightweight construction
- Fits frame thickness range from 1.5 to 3 mm
For installation of up to 8 control cables with 6 mm² conductor cross-section

- Metal-free construction reduces the need for grounding
- Keeping a clean professional look through panel rotation, environmental changes and vibration

Technical information

- Material: Weather resistant Acetal
- Temperature range: -65°C to + 90°C
- Color: black
- Other properties: UV-resistant
- Material: Heat stabilised polyamide 6.6
- Temperature range: -40°C bis +105°C
- Color: black
- Other properties: UV-resistant

Ty-Rap® solar clip in weather resistant acetal

Product code	GID No.	Form	Cable routing	Frame thickness [mm]	Max. cable diameter [mm]	Cable capacity [quantity]	Quantity [pieces]
TC401	7TAG009900R0007	U	Vertical	1,5 to 3	7.8	4	100
TC402	7TAG009900R0005	U	Horizontal	1,5 to 3	7.8	4	50
TC403	7TAG009900R0006	W	Horizontal	1,5 to 3	7.8	8	50

Ty-Rap® solar clip in heat stabilised polyamide 6.6

Product code	GID No.	Form	Cable routing	Frame thickness [mm]	Max. cable diameter [mm]	Cable capacity [quantity]	Quantity [pieces]
GD-001-TB	7TAG009900R0000	U	Vertical	1,5 to 3	7.8	4	100
TC412X	7TAG009900R0008	U	Horizontal	1,5 to 3	7.8	4	50
TC413X	7TAG009900R0009	W	Horizontal	1,5 to 3	7.8	8	50

Cable clamps

Plain edge cable clamps



Characteristics

- 18 diameters and 2 widths with mounting holes for M4 and M5 screws
- Indoor application

Technical information

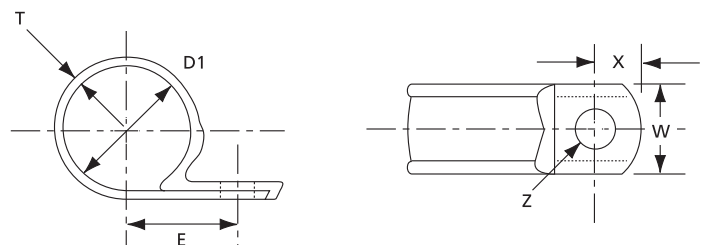
- Material: Polyamide 6.6
- Temperature range: -40°C to +85°C
- Color: Black
- Mounting method: Screw
- Flammability rating: UL 94 V-2
- Other properties: Halogen free, Silicone free

Plain edge cable clamps

Product code	GID No	D1 closed diameter		E	T	W	Dimensions		Quantity [pieces]
		[mm]	[mm]				Z	X	
N4NY-002-0-M	7TAG009970R0050	3,20	8,71		1,27	9,53	5,54	4,30	1000
N4NY-003-0-M	7TAG009970R0056	4,70	9,60		1,27	9,53	5,54	4,30	1000
N4NY-004-0-M	7TAG009970R0063	6,30	10,70		1,27	9,53	5,54	4,30	1000
N4NY-005-0-M	7TAG009970R0070	7,90	11,20		1,27	9,53	5,54	4,30	1000
N4NY-006-0-M	7TAG009970R0075	9,50	11,79		1,27	9,53	5,54	4,30	1000
N4NY-008-0-M	7TAG009970R0089	12,70	13,46		1,27	9,53	5,54	4,30	1000
N6NY-004C-0-M	7TAG009970R0096	6,35	11,10		1,52	12,71	5,54	5,16	1000
N6NY-005C-0-M	7TAG009970R0099	7,92	12,24		1,52	12,71	5,54	5,16	1000
N6NY-006C-0-M	7TAG009970R0102	9,53	12,70		1,52	12,71	5,54	5,16	1000
N6NY-008C-0-M	7TAG009970R0107	12,70	14,05		1,52	12,71	5,54	5,16	1000
N6NY-009-0-M	7TAG009970R0110	14,27	15,32		1,52	12,71	5,54	5,16	1000
N6NY-010-0-M	7TAG009970R0113	15,88	15,88		1,52	12,71	5,54	5,16	1000
N6NY-011-0-M	7TAG009970R0116	17,48	16,89		1,52	12,71	5,54	5,16	1000
N6NY-012-0-M	7TAG009970R0119	19,05	17,75		1,52	12,71	5,54	5,16	1000
N6NY-013-0-M	7TAG009970R0122	20,62	19,43		1,52	12,71	5,54	5,16	1000
N6NY-014-0-M	7TAG009970R0125	22,23	20,19		1,52	12,71	5,54	5,16	1000
N6NY-016-0-M	7TAG009970R0129	25,40	21,00		1,52	12,71	5,54	5,16	1000

Also available in quantities of 100 pieces. For other colors, please contact your Sales Office.

Dimensions



Cable clamps

Self-adhesive press clips



Characteristics

- Available in “full clip” version (PCNY series) or “half clip” version (HCNY series)
- 4 sizes to accommodate bundles up to 12mm
- Clips are provided “two-up” on a rubber based closed cell foam adhesive

Technical information

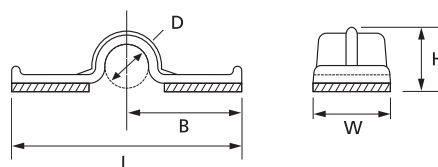
- Material: Polyamide 6.6
- Temperature range: 0°C to +65°C
- Color: Natural
- Mounting method: Self-adhesive
- Flammability rating: UL 94 V-2
- Other properties: Halogen free, Silicone free

Self-adhesive press clips

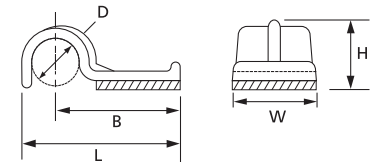
Product code	GID No.	Dimensions					Quantity [pieces]
		D [mm]	L [mm]	B [mm]	H [mm]	W [mm]	
Full clip							
Standard pack size							
PCNY-250-9-C	7TAG009970R0144	6,35	35,05	17,52	8,23	12,69	100
PCNY-375-9-C	7TAG009970R0146	9,52	37,32	18,61	11,29	15,87	100
PCNY-500-9-C	7TAG054010R0233	12,69	40,57	20,19	14,85	19,05	100
Bulk pack size							
PCNY-125-9-D	7TAG009970R0143	3,17	19,30	9,65	5,36	9,52	500
PCNY-250-9-D	7TAG009970R0145	6,35	35,05	17,52	8,23	12,69	500
PCNY-375-9-D	7TAG009970R0147	9,52	37,32	18,61	11,29	15,87	500
PCNY-500-9-D	7TAG009970R0148	12,69	40,57	20,19	14,85	19,05	500
Half clip							
Standard pack size							
HCNY-125-9-C	7TAG054010R0111	3,17	12,52	9,65	4,57	9,52	100
HCNY-250-9-C	7TAG009970R0045	6,35	21,97	17,52	8,25	12,69	100
Bulk pack size							
HCNY-125-9-M	7TAG009970R0044	3,17	12,52	9,65	4,57	9,52	1000
HCNY-250-9-M	7TAG009970R0046	6,35	21,97	17,52	8,25	12,69	1000
HCNY-375-9-M	7TAG009970R0047	9,52	24,88	19,05	10,54	15,87	1000
HCNY-500-9-M	7TAG009970R0048	12,69	28,19	20,83	14,22	19,05	1000

Dimensions

PCNY



HCNY



Cable clamps

Self-adhesive clips for round cable



Characteristics

- Diverse cable clamps for bundle diameters from 4mm to 13,5mm
- Clips are provided two-up on a rubber based closed cell foam adhesive
- Flexible centre tongue for removal or addition of cables

Technical information

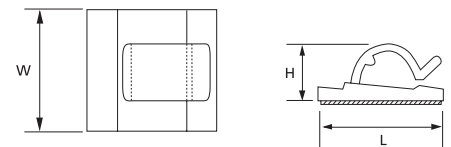
- Material: Polyamide 6.6 (clip)
- Temperature range: 0°C to +65°C
- Color: Natural or black
- Mounting method: Self-adhesive
- Flammability rating: UL 94 V-2
- Other properties: Halogen free, Silicone free

Self-adhesive clips for round cable

Product code	GID No.	Color	Max. bundle diameter [mm]	H [mm]	Dimensions			Quantity [pieces]
					W [mm]	L [mm]		
RANY-160-9-D	7TAG009970R0149	Natural	4,0	6,4	16,0	14,8	500	
RANY-280-9-D	7TAG009970R0150	Natural	7,1	10,4	25,4	25,4	500	
RANY-280-0-D	7TAG054980R1267	Black	7,1	10,4	25,4	25,4	500	
RANY-530-9-D	7TAG009970R0151	Natural	13,5	15,8	25,4	25,4	500	
RANY-620-9-D	7TAG009970R0152	Natural	13,5	14,2	31,8	28,5	500	

For other colors and quantities, please contact your Sales Office.

Dimensions



Accessories for flat cables

Clips with flexible leg



Characteristics

- Low profile clip for single or multiple layers of flat ribbon cable
- Flexible centre leg allows for easy removal and replacement of desired cable
- Non-conductive, non-corrosive, resistant to fuels, lubricants and most chemicals
- FANY supplied "two-up" on a rubber based closed cell foam adhesive
- FSNY type has an additional mounting hole for screw mounting (M4 screw)

Technical information

- Material: Polyamide 6.6 (clip)
- Temperature range: -40°C to +85°C
Self-adhesive version: 0°C to +65°C
- Color: Natural
- Mounting method: Self-adhesive or screw
- Flammability rating: UL 94 V-2 (clip)
- Other properties: Halogen free, Silicone free

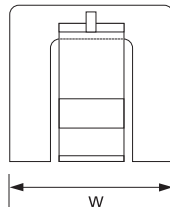
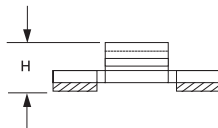
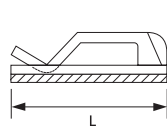
Clips with flexible leg

Product code	GID No.	Mounting method	Dimensions			Quantity [pieces]
			H [mm]	T [mm]	W [mm]	
Standard pack size						
FANY-812-9-C	7TAG009970R0025	Self-adhesive	7,14	25,40	25,40	100
FSNY-812-9-C	7TAG009970R0030	M4 screw	3,17	30,15	25,40	100
Bulk pack size						
FANY-812-9-D	7TAG009970R0026	Self-adhesive	7,14	25,40	25,40	500

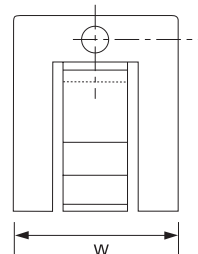
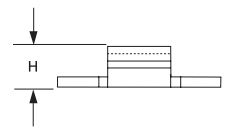
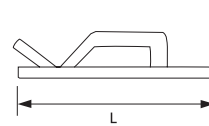
For other colors and quantities, please contact your Sales Office.

Dimensions

FANY




FSNY



Cable clamps

Latching clamps



Characteristics

- Re-usable tie mounting clamps
- For self-adhesive and / or screw- or rivet mounting
- One-piece design with integrated releasable lock
- The inner profile protects sensitive cables, fibre optics etc
- Desired height can be set in 3 or 6 ratchet steps
- The large base surface area and the strong adhesive film guarantee a high adhesive strength
- The self-adhesive film is foam backed (0,8mm) which allows durable fixing on a variety of materials

Technical information

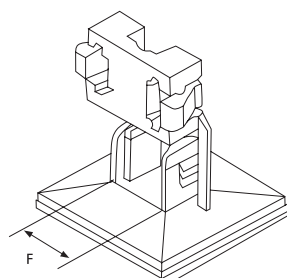
- Material: Polyamide 6.6
- Temperature range: -40°C to +85°C
Self-adhesive version: 0°C to +65°C
- Color: Natural
- Mounting method: Self adhesive or screw-mounting
- Flammability rating: UL 94 V-2
- Other properties: Halogen free, Silicone free

Latching clamps

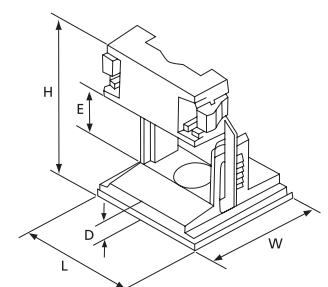
Product code	GID No.	W [mm]	L [mm]	H		E		Mounting hole diameter [mm]	Quantity [pieces]	
				max. [mm]	min. [mm]	Height of clamping area from ... to [mm]	F Width of clamping area [mm]			
Small pack size										
TC5349A-TB	7TCG009890R0001	25,0	25,0	14,5	11,5	6,0 to 8,5	6,0	-	100	
TC5350A-TB	7TCG009890R0002	25,0	25,0	22,0	18,0	6 to 12,5	15,0	4,3	100	
TC5350	7TCG009500R0042	25,0	25,0	21,3	17,2	6,0 to 12,5	15,0	4,3	100	
Standard pack size										
TC349A-TB	7TCG009900R0001	25,0	25,0	14,5	11,5	6,0 to 8,5	6,0	-	1000	
TC349AN	7TCG009500R0035	25,0	25,0	14,5	11,5	6,0 to 8,5	6,0	-	1000	
TC350A-TB	7TCG009900R0003	25,0	25,0	22,0	18,0	6,0 to 12,5	15,0	4,3	1000	
TC350AN	7TCG009500R0036	25,0	25,0	22,0	18,0	6,0 to 12,5	15,0	4,3	1000	
TC350	7TCG009900R0002	25,0	25,0	21,3	17,2	6,0 to 12,5	15,0	4,3	1000	

Dimensions

TC349A-TB
TC349AN
TC5349A-TB



TC350
TC350AN
TC5350
TC350A-TB
TC5350A-TB



Cable clamps

Re-openable clamps



Characteristics

- Simple installation
- Can be mounted by clipping-in or gluing
- For series production or as a temporary support during wiring installation
- Clip ends are rounded for comfortable re-opening
- Product code TC95 features 2-stage lock

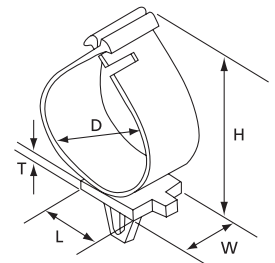
Technical information


- Material: Polyamide 6.6
- Temperature range: -40°C to +85°C
- Color: Natural
- Mounting method: Clip in
- Flammability rating: UL 94 V-2
- Other properties: Halogen free, Silicone free

Re-openable clamps

Product code	GID No.	Dimensions				Panel thickness from ... to [mm]	Mounting hole diameter [mm]	Quantity [pieces]
		H [mm]	W [mm]	L [mm]	D [mm]			
TC88	7TAG009710R0008	22,6	12,7	19,1	12,7	2,5 - 3,6	5,7 - 7	100
TC95	7TAG009910R0088	40,5	12,7	19,1	25,4	2,5 - 3,6	5,7 - 7	100

Dimensions





Cable clamps

Accessories for flat cables



Characteristics

- This system allows the secure and neat fixing of between 1 and 25 ribbon cables
- Clamp height adapts accurately to the desired number of ribbon cables
- Suitable for ribbon cables up to 60 conductors with a pitch of 1,27mm (76,2mm wide)
- Can be re-opened for later addition or removal of a cable
- Very strong hold
- All versions can be mounted with countersunk-head screws or rivets
- Some versions have an additional self-adhesive foam to aid fast mounting

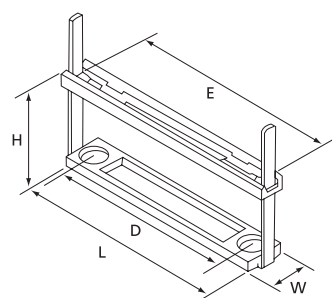
Technical information

- Material: Polyamide 6.6 (clip)
- Temperature range: -40°C to +85°C
Self-adhesive version: 0°C to +65°C
- Color: Natural
- Mounting method: Self-adhesive and / or for screw- or rivet-mounting
- Flammability rating: UL 94 V-2
- Other properties: Halogen free, Silicone free

Accessories for flat cables


Product code	GID No.	Mounting method	Dimensions							Adhesive strength on steel/ fastening hole	Weight [g/100]	Quantity [pieces]
			H		W	L	D Mounting centres from ... to	E Inner width				
			max. [mm]	min. [mm]								
FCC-1	7TCG009630R0012	Countersunk screws	21,0	8,0	12,7	32,5	-	25,4	M4	260	50	
FCC-1A	7TCG009630R0013	Countersunk screws / self-adhesive	21,0	8,8	12,7	32,5	-	25,4	76 N/cm	275	50	
FCC-2	7TCG009630R0014	Countersunk screws	36,0	8,0	12,7	57,9	39,1	50,8	M4	340	50	
FCC-2A	7TCG009630R0015	Countersunk screws / self-adhesive	36,0	8,8	12,7	57,9	39,1	50,8	76 N/cm	390	50	
FCC-3	7TCG009630R0016	Countersunk screws	36,0	8,0	12,7	83,3	64,5	76,2	M4	475	50	
FCC-3A	7TCG009630R0017	Countersunk screws / self-adhesive	36,0	8,8	12,7	83,3	64,5	76,2	76 N/cm	490	50	

Dimensions



Accessories for flat cables

PVC cable-clips



Characteristics

- Low profile clip for single or multiple layers of flat ribbon cable
- "Single cut" on a rubber based closed cell foam adhesive

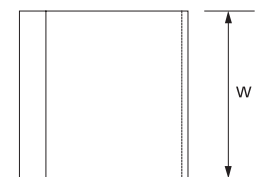
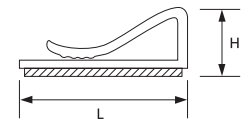
Technical information

- Material: PVC (clip)
- Temperature range: 0°C to +65°C
- Color: Grey
- Mounting method: Self-adhesive
- Flammability rating: UL 94 V-0 (clip)
- Other properties: UV-resistant

Self-adhesive clips for round cable

Product code	GID No.	Dimensions			Quantity [pieces]
		H [mm]	T [mm]	W [mm]	
Small pack size					
FRPV-1000-8-C	7TAG009970R0028	5,8	27	25,4	100
Standard pack size					
FRPV-1000-8-D	7TAG009970R0029	5,8	27	25,4	500

Dimensions



Cable sleeves and spiral wraps

Bind-It®

Cable Protection Systems (CPS) from ABB captures different products: Wrap-around woven sleeving, braided sleeving, spiral wrap & extruded grommeting.

The wrap-around sleeving – better known under the name Bind-It® – is a tough but lightweight sleeve used to bundle and protect wires and cables from abrasion, sharp edges and chafing. Bind-It® is a self-wrapping sleeve that is very quick and easy to install and remove. Bind-It® is also available in a flame retardant version. No heat is necessary to seal the ends of this product. The ends can be secured by using Ty-Rap® cable ties.

The braided sleeving of ABB is used for bundling and protecting cables. The braided sleeving is a closed sleeve available in a flame and a non-flame retardant version. This product is mainly used inside cabinets and enclosures. To stop the end of the sleeving fraying it is necessary to heat seal the ends using a “hotwire” device.

Spiral wrap is mainly used for protection of bundles. This product is available in a natural and UV-resistant version and supplied in a Euroslot bag, ideal for the distribution market.

Finally, the extruded grommeting of ABB is used to line panel edges and knock-outs where the chafing of passing wires is a concern. In most applications, grommeting will grip tightly by itself.



Cable sleeves and spiral wraps

Wrap-around woven sleeving



Characteristics

- Offers excellent protection for cable assemblies against abrasion
- No heat is required to seal the ends of this product as compared to traditional braided sleeving
- With its wrap-around design, it can be installed on assemblies where the wires are already terminated or wires need to be broken-out
- Bind-It® is available in nominal sizes from 5mm to 38mm

Technical information

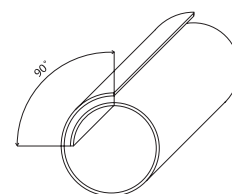
- Material: Mono and multifilaments of polyester
- Temperature range: -70°C to +125°C
- Melt temperature: +255°C
- Automotive temperature: T3 class
- Color: Black
- Flammability rating: Self-extinguishing, type B (FMVSS-302 Test method D45 1333)
- Abrasion resistance: PSA D44 1722 : R8
- Dielectric strength: from 1kVAC

Wrap-around woven sleeving

Product code	GID No.	Nominal size [mm]	Length per mini-reel [m]
CPS05W-150-EU	7TCG054800R0001	5	150
CPS08W-100-EU	7TCG054800R0005	8	100
CPS13W-50-EU	7TCG054800R0020	13	50
CPS19W-25-EU	7TCG054800R0031	19	25
CPS25W-25-EU	7TCG054800R0048	25	25
CPS29W-15-EU	7TCG054800R0051	29	15
CPS32W-15-EU	7TCG054800R0064	32	15
CPS38W-15-EU	7TCG054800R0068	38	15

* Nominal size is determined by wrapping the product around a mandrel of a given size to obtain 90 degrees of overlap (average value).

Dimensions



PET hook and loop, wraparound sleeving - mini spool

Enables for easy wrapping of existing wire harnesses and cables



Characteristics

- No tools required to close the sleeving
- Hook and loop material is made of 100% nylon

PET hook and loop, wrap-around sleeving

Product code	GID No.	Nominal size [mm]	Colour	Nominal diameter [mm]	Spool quantity [m]	STD Pkg. qty.
S500PWL-0	7TAG009740R0018	12,70	Black	6,35 - 19,05	15,24	1
S750PWL0	7TAG009740R0024	19,05	Black	12,70 - 31,75	15,24	1
S1250PWL-0	7TAG009740R0004	31,75	Black	19,05 - 44,45	15,24	1
S2000PWL-0	7TAG009740R0008	50,80	Black	38,10 - 88,90	15,24	1

Cable sleeves and spiral wraps

Wrap-around woven sleeving – flame retardant



Characteristics

- Wrap-around sleeving manufactured from flame-retardant polyester monofilaments and multifilaments
- Designed for mechanical protection and maintenance of wire and cable bundles
- Its construction with 100% covering ratio provides excellent cut-through and abrasion resistance
- No heat is required to seal the ends of this product as compared to traditional braided sleeving
- With its wrap-around design, it can be installed on assemblies where the wires are already terminated or wires need to be broken-out
- Bind-It® is available in nominal sizes from 5mm to 50mm

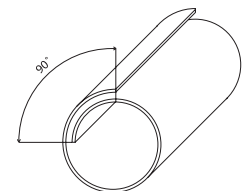
Technical information

- Material: Mono and multifilaments of polyester
- Temperature range: -50°C to +125°C
- Melt temperature: +240°C
- Automotive temperature: T3 class
- Color: Black
- Fire behaviour: According to EN 45545-2 : HL3
According to NF F 16 101 : I2-F1
- Ignitability test: According to NF-EN-ISO 11925-2
- Abrasion resistance: PSA D44 1722: R8
- Smoke opacity: NFX 10-702-1; 10-702-2: Pass; Smoke index: 12
- Index oxygen: According to EN 45545-2 : 37.5%
- Dielectric strength: from 1kVAC
- Other properties: Halogen free

Wrap-around woven sleeving – flame retardant

Product code	GID No.	Nominal size	Length per mini-reel
		[mm]	[m]
CPS05W-150-FR-EU	7TCG054800R0003	5	150
CPS08W-100-FR-EU	7TCG054800R0007	8	100
CPS13W-50-FR-EU	7TCG054800R0022	13	50
CPS19W-25-FR-EU	7TCG054800R0033	19	25
CPS25W-25-FR-EU	7TCG054800R0050	25	25
CPS29W-15-FR-EU	7TCG054800R0065	29	15
CPS32W-15-FR-EU	7TCG054800R0069	32	15
CPS38W-15-FR-EU	7TCG054800R0090	38	15
CPS50W-15-FR-EU	7TCG054800R0090	50	15

Dimensions



* Nominal size is determined by wrapping the product around a mandrel of a given size to obtain 90 degrees of overlap (average value).

Cable sleeves and spiral wraps

Braided sleeving



Characteristics

- Standard color – black or gray
- Non-flame retardant Polyester rated at UL 94 V-2
- Available in nominal diameters from 3 to 50mm to cover bundle diameters of 1 to 66mm, giving flexibility when adding to or removing cables from wire looms
- For use in temperature ranges from -50°C to +150°C
- Good chemical resistance
- Halogen free
- For protecting and bundling cables and wires inside cabinets and enclosures
- To stop the ends of the sleeving fraying it is necessary to heat seal the ends using a “hotwire” device. (Product code WT-HSG)

Technical information

- Material: Polyester
- Temperature range: -50°C to +150°C
- Color: Black or grey
- Flammability rating: UL 94 V-2



Braided sleeving

1:2

Product code	GID No.	Nominal as supplied [mm]	Expandable diameter range [mm]	Lengths per mini-reel [m]
Black				
CPS3B-100	7TCG054800R0071	3,0	1,0 - 5,0	100,0
CPS4B-100	7TCG054800R0081	4,0	2,0 - 7,0	100,0
CPS5B-100	7TCG054800R0092	5,0	3,0 - 9,0	100,0
CPS6B-100	7TCG054800R0097	6,0	4,0 - 11,0	100,0
CPS8B-100	7TCG054800R0103	8,0	5,0 - 12,0	100,0
CPS10B-100	7TCG054800R0008	10,0	7,0 - 15,0	100,0
CPS12B-50	7TCG054800R0015	12,0	8,0 - 17,0	50,0
CPS15B-50	7TCG054800R0025	15,0	10,0 - 20,0	50,0
CPS20B-25	7TCG054800R0035	20,0	14,0 - 26,0	25,0
CPS25B-25	7TCG054800R0042	25,0	18,0 - 34,0	25,0
CPS30B-25	7TCG054800R0058	30,0	20,0 - 40,0	25,0
CPS40B-25	7TCG054800R0076	40,0	30,0 - 50,0	25,0
CPS50B-25	7TCG054800R0086	50,0	40,0 - 66,0	25,0
Grey				
CPS3G-100	7TCG054800R0075	3,0	1,0 - 5,0	100,0
CPS4G-100	7TCG054800R0084	4,0	2,0 - 7,0	100,0
CPS5G-100	7TCG054800R0096	5,0	3,0 - 9,0	100,0
CPS6G-100	7TCG054800R0101	6,0	4,0 - 11,0	100,0
CPS8G-100	7TCG054800R0107	8,0	5,0 - 12,0	100,0
CPS10G-100	7TCG054800R0012	10,0	7,0 - 15,0	100,0
CPS12G-50	7TCG054800R0018	12,0	8,0 - 17,0	50,0
CPS15G-50	7TCG054800R0028	15,0	10,0 - 20,0	50,0
CPS20G-25	7TCG054800R0038	20,0	14,0 - 26,0	25,0
CPS25G-25	7TCG054800R0045	25,0	18,0 - 34,0	25,0
CPS30G-25	7TCG054800R0061	30,0	20,0 - 40,0	25,0
CPS40G-25	7TCG054800R0079	40,0	30,0 - 50,0	25,0
CPS50G-25	7TCG054800R0089	50,0	40,0 - 66,0	25,0

Cable sleeves and spiral wraps

Braided sleeving - flame retardant



Characteristics

- Braided sleeving manufactured from flame-retardant polyester monofilaments
- Flame retardant polyester, conform to UL 94 V-0, mainly used in the railway industry
- Available in diameters from 3 to 50mm to cover bundle diameters of 2 to 60mm
- Recommended in applications such as public transportation, aircraft industry, telecommunications, underground cables, etc.

Technical information

- Material: Flame retardant polyester monofilaments (PET FR)
- Temperature range: -50°C to +150°C
- Melt temperature: +250°C
- Color: Black or grey
- Tested according to:
 - NF F 16 101
 - I2-F1
 - EN45545-2 2013
 - HL3
- Other properties: Halogen free


Braided sleeving – flame retardant

1:2

Product code	GID No.	Nominal as supplied [mm]	Expandable diameter range [mm]	Lengths per reel [m]
Black				
CPS3B-100-CVO	7TCG054800R0072	3,0	2,0 - 5,0	100,0
CPS4B-100-CVO	7TCG054800R0082	4,0	3,0 - 7,0	100,0
CPS5B-100-CVO	7TCG054800R0093	5,0	4,0 - 9,0	100,0
CPS6B-100-CVO	7TCG054800R0098	6,0	5,0 - 11,0	100,0
CPS8B-100-CVO	7TCG054800R0104	8,0	7,0 - 13,0	100,0
CPS10B-50-CVO	7TCG054800R0010	10,0	9,0 - 15,0	50,0
CPS12B-50-CVO	7TCG054800R0016	12,0	11,0 - 17,0	50,0
CPS15B-50-CVO	7TCG054800R0026	15,0	13,0 - 20,0	50,0
CPS20B-50-CVO	7TCG054800R0036	20,0	18,0 - 25,0	50,0
CPS25B-50-CVO	7TCG054800R0043	25,0	22,0 - 30,0	50,0
CPS30B-50-CVO	7TCG054800R0059	30,0	27,0 - 40,0	50,0
CPS40B-50-CVO	7TCG054800R0077	40,0	35,0 - 50,0	50,0
CPS50B-50-CVO	7TCG054800R0087	50,0	45,0 - 60,0	50,0
Grey				
CPS3G-100-CVO	7TCG054800R0108	3,0	2,0 - 5,0	100,0
CPS4G-100-CVO	7TCG054800R0085	4,0	3,0 - 7,0	100,0
CPS5G-100-CVO	7TCG054800R0109	5,0	4,0 - 9,0	100,0
CPS6G-100-CVO	7TCG054800R0102	6,0	5,0 - 11,0	100,0
CPS8G-100-CVO	7TCG054800R0111	8,0	7,0 - 13,0	100,0
CPS10G-50-CVO	7TCG054800R0013	10,0	9,0 - 15,0	50,0
CPS12G-50-CVO	7TCG054800R0112	12,0	11,0 - 17,0	50,0
CPS15G-50-CVO	7TCG054800R0029	15,0	13,0 - 20,0	50,0
CPS20G-50-CVO	7TCG054800R0039	20,0	18,0 - 25,0	50,0
CPS25G-50-CVO	7TCG054800R0046	25,0	22,0 - 30,0	50,0
CPS30G-50-CVO	7TCG054800R0062	30,0	27,0 - 40,0	50,0
CPS40G-50-CVO	7TCG054800R0080	40,0	35,0 - 50,0	50,0
CPS50G-50-CVO	7TCG054800R0110	50,0	45,0 - 60,0	50,0

Cable sleeves and spiral wraps

Spiral wrap



Characteristics

- For protection of bundles from 4mm to 130mm
Install gapped for greater flexibility or butted for maximum abrasion resistance, insulation and rigidity
- Counter-clockwise cut
- Delivered in bags with Euroslot
- Available in natural and UV-resistant black Polyethylene

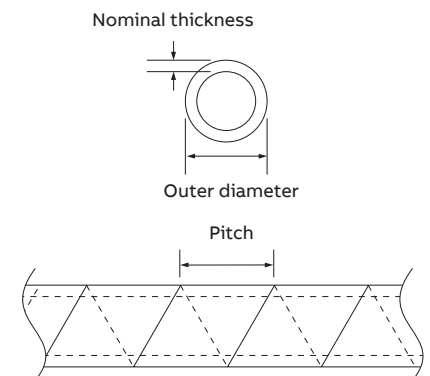
Technical information

- Material: Polyethylene
- Temperature range: -30°C to +80°C
- Color: Natural and UV-resistant black
- Flammability rating: UL 94 HB
- Other properties: UV-resistant black, Halogen free, Silicone free

Spiral wrap

Product code	GID No.	Color	Outer diameter	Pitch	Nominal thickness	Min. – max. bundle diameter	Length
			[mm]	[mm]	[mm]	[mm]	
SRPE-6-9	7TCG054090R0233	Natural	6,0	7,0	0,5	4,0 - 50	10,0
SRPE-8-9	7TCG054090R0239	Natural	8,0	10,8	0,5	6,0 - 60	10,0
SRPE-10-9	7TCG054090R0217	Natural	10,0	11,4	0,8	7,5 - 60	10,0
SRPE-12-9	7TCG054090R0221	Natural	12,0	13,9	0,9	9,0 - 65	10,0
SRPE-15-9	7TCG054090R0223	Natural	15,0	15,0	1,0	12,0 - 70	10,0
SRPE-19-9	7TCG054090R0225	Natural	19,0	18,2	1,3	15,0 - 100	10,0
SRPE-24-9	7TCG054090R0227	Natural	24,0	19,6	1,5	20,0 - 130	10,0
SRPE-6-0	7TCG054090R0232	UV-resistant black	6,0	7,0	0,5	4,0 - 50	10,0
SRPE-8-0	7TCG054090R0238	UV-resistant black	8,0	10,8	0,5	6,0 - 60	10,0
SRPE-10-0	7TCG054090R0216	UV-resistant black	10,0	11,4	0,8	7,5 - 60	10,0
SRPE-12-0	7TCG054090R0220	UV-resistant black	12,0	13,9	0,9	9,0 - 65	10,0
SRPE-15-0	7TCG054090R0222	UV-resistant black	15,0	15,0	1,0	12,0 - 70	10,0
SRPE-19-0	7TCG054090R0224	UV-resistant black	19,0	18,2	1,3	15,0 - 100	10,0
SRPE-24-0	7TCG054090R0226	UV-resistant black	24,0	19,6	1,5	20,0 - 130	10,0

Dimensions



Cable sleeves and spiral wraps

Extruded grommeting



Characteristics

- Used to line panel edges and knock-outs where the chafing of passing wires is a concern
- Available in 8 stock sizes in 30,5m lengths for panels from 1mm to 6,35mm
- In most applications, grommeting will grip tightly by itself, if not, a drop of Epoxy will keep it in place

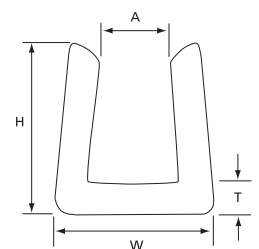
Technical information

- Material: Polyamide 6.6
- Temperature range: -40°C to +85°C
- Color: Natural or black
- Flammability rating: UL 94 V-2
- Other properties: Halogen free, Silicone free

Extruded grommeting

Product code	GID No.	Color	Dimensions					
			Internal width A [mm]	Thickness T [mm]	H [mm]	W [mm]	Length per reel [m]	
GRNY-040-9-C	7TAG009750R0018	Natural	1,01	1,01	4,82	3,17	30,5	
GRNY-052-9-C	7TAG009750R0021	Natural	1,32	1,01	4,82	3,17	30,5	
GRNY-062-9-C	7TAG009750R0023	Natural	1,57	1,14	5,08	4,32	30,5	
GRNY-085-9-C	7TAG009750R0026	Natural	2,15	1,14	5,08	4,32	30,5	
GRNY-100-9-C	7TAG009750R0028	Natural	2,54	1,14	5,58	5,33	30,5	
GRNY-125-9-C	7TAG009750R0031	Natural	3,17	1,27	5,58	5,23	30,5	
GRNY-187-9-C	7TAG009750R0033	Natural	4,74	1,27	6,85	6,98	30,5	
GRNY-250-9-C	7TAG009750R0035	Natural	6,35	1,27	7,11	9,39	30,5	
GRNY-040-0-C	7TAG009750R0017	Black	1,01	1,01	4,82	3,17	30,5	
GRNY-052-0-C	7TAG009750R0019	Black	1,32	1,01	4,82	3,17	30,5	
GRNY-062-0-C	7TAG009750R0022	Black	1,57	1,14	5,08	4,32	30,5	
GRNY-085-0-C	7TAG009750R0024	Black	2,15	1,14	5,08	4,32	30,5	
GRNY-100-0-C	7TAG009750R0027	Black	2,54	1,14	5,58	5,33	30,5	
GRNY-125-0-C	7TAG009750R0029	Black	3,17	1,27	5,58	5,23	30,5	
GRNY-187-0-C	7TAG009750R0032	Black	4,74	1,27	6,85	6,85	30,5	
GRNY-250-0-C	7TAG009750R0034	Black	6,35	1,27	7,11	9,39	30,5	

Dimensions



Cable tie tooling

Ty-Rap® and Ty-Met™ tooling

ABB offers a comprehensive range of tooling to complement the full range of cable ties. The range includes low-cost tools for maintenance and small batch requirements, as well as robust and ergonomic tools with tension setting and automatic cutting, now also in pneumatic versions.

In particular, the ERG50 and ERG120 hand tools, as well as the new pneumatic tool, provide a superior level of reliability and performance, combined with enhanced ergonomics and comfort of use.

These ergonomic tools, with adjustable tension and automatic cutting, are ideally suited for efficiently installing all kinds of plastic cable ties in industrial (Original Equipment Manufacturers, Maintenance and Repair Organizations, etc) and construction applications.

ERG50 & ERG120

Superior reliability and performance

- Developed to meet the market needs for a more rugged and longer lasting tool
- Designed to integrate the greatest number of features in the market

Enhanced ergonomics and comfort of use

- First class design and materials, for maximum convenience
- The operator is subject to less stress, less fatigue and less risk of trauma due to long term use (such as Carpal Tunnel Syndrome).0

Increased efficiency








- Exclusive features for quick set-up and fast installation
- Confidence to achieve a highly professional result, installation after installation



Cable tie tooling

Selection guide

Tooling for plastic ties

	Product code	GID No.	Features	Tensioning	Cutting	For cable ties
	ERG50	7TAA131790R0001	Ergonomic hand tool with superior level of reliability and performance	Adjustable	Automatic	2.4mm - 4.8mm
	ERG120	7TAA131790R0000	Ergonomic hand tool with superior level of reliability and performance	Adjustable	Automatic	4.8mm - 7.6mm
	WT1-TB	7TAA131800R0004	Basic tensioning tool, intended for maintenance and small batch use	Basic	Twist cut	2.4mm - 4.8mm
	WT2-TB	7TAA131800R0007	Basic tensioning tool, intended for maintenance and small batch use	Basic	Twist cut	4.8mm - 7.6mm
	L300-FR	7TCA131810R0001	Rugged construction tool for Col-Ty™ installation ties	Basic	Manual	Col-Ty™ - 9mm
	WT3D	7TAA131800R0008	Robust metal body with plastic hand-grips, designed for tensioning and cutting heavy-duty cable ties	Basic	Twist cut	7.6mm - 12.7mm
	L-500-EU	7TCA131140R0022	Rugged metallic construction	Adjustable	Automatic	4.7mm - 13.3mm

Cable tie tooling

Selection guide

Tooling for Ty-Met™ stainless steel ties

	Product code	GID No.	Features	Tensioning	Cutting	For cable ties
	DAS-250	7TAA131800R0000	Heavy duty metallic hand tool	Basic	Manual	Ball-lock type & ladder type. Width up to 7,9mm
	CT2-TB	7TCA131140R0005	Basic hand tool	Basic	No cutting	Releasable, ladder type & strap type
	WT3S	7TAA131810R0002	A robust metallic hand tool with rubber grips	Basic	No cutting	Ladder type & strap type
	CT3	7TCA131990R0206	Economic tensioning tool	Basic	Manual	Ladder type, strap type & ball-Lock type. Width up to 12mm
	CT7	7TCA131140R0009	Tensioning and cutting tool, ratchet type	Basic	Manual	Ball-lock type. Width: 12mm & 16mm
	CT8	7TCA131140R0010	Tensioning and cutting tool, ratchet type	Basic	Manual	Bands on reel (all widths)
	WTA290	7TAA131810R0003	Hand tool to apply mini standard stainless steel dual lock cable ties	Basic	Manual	Stainless steel 4.5mm
	WTA250	7TAA131800R0009	Hand tool to apply standard stainless steel dual lock cable ties	Basic	Manual	Stainless steel 6.35mm

Cable tie tooling

Tools for plastic cable ties: ERG50 and ERG120

These ergonomic tools from ABB provide a superior level of reliability and performance, combined with enhanced ergonomics and comfort of use. With their adjustable tension and automatic cutting, they are ideally suited for efficiently installing all kinds of plastic cable ties in industrial (Original Equipment Manufacturers,

Maintenance and Repair Organizations, etc) and construction applications. They are available in hand tool version (ERG50 and ERG120) and in pneumatic version for higher volumes of installation without muscle strain. All ERG tools have been calibrated before selling.

Cutting mechanism
Automatic cutting so the cable tie is cut flush to the head, with no remaining protrusion, and the cut tail remains captive in the tool for a cleaner installation

Quick tension-adjustment wheel
Located towards the front for easy access and fast changes

First class design and materials
Ergonomic shape with rounded edges, soft rubber handles and well balanced center of gravity

High / low force setting
For a selection between "high force & long stroke" or "low force & short stroke" (for hand tools only)

Replaceable tip and blades

360° rotating nose
Allows the tool to be used in tight spaces and in any position

Adjustable handle span
(for hand tools only) Adjusts the width of the handle's opening to match the size of the user's hand

Spare cutting blades
Easy access to spare blade nest, always a spare blade at hand since each tool is supplied with a spare blade

Cable tie tooling

Tools for heavy duty plastic cable ties



Product code: WT3D

GID No.: 7TAA131800R0008

Characteristics

- Designed for tensioning and cutting heavy-duty cable ties
- Robust metal body with plastic hand-grips

Technical information

- Tool type: Hand tool for Deltec® ties, Col-Ty™ installation ties and other wide cable ties
- For type of cable tie: Plastic ties
- For tie width: 7,6mm - 12,7mm
- Features: Tensioning, manual cutting (by twisting the tool)
- Weight: 225g
- Dimensions [L x W x H]: 178 x 112 x 20mm



Product code: L-500-EU

GID No.: 7TCA131140R0022

Characteristics

- Rugged metallic construction makes this tool ideal for use with our 4,7mm to 13,3mm wide ties
- Set tension adjuster to give desired tie tightness
- Pull trigger and tie is automatically tensioned and cut

Technical information

- Tool type: Hand tool
- Color: Red
- For type of cable tie: Plastic ties
- For tie width: 4,7mm - 13mm
- Features: Tensioning, automatic cutting
- Weight: 320g
- Dimensions [L x W x H]: 220 x 90 x 25mm



Product code: L300-FR

GID No.: 7TCA131810R0001

Characteristics

- Rugged construction makes this tool ideal for Col-Ty™ installation ties
- Pull tie to desired tension and pull trigger to cut excess flush at cable tie head
- Field proven durability

Technical information

- Tool type: Hand tool for Col-Ty™ installation ties
- Color: White
- For type of cable tie: Plastic ties
- Features: Tensioning, manual cutting
- Weight: 330g
- Dimensions [L x W x H]: 195 x 100 x 25mm

Cable tie tooling

Tools for plastic cable ties



Product code: WT1-TB

GID No.: 7TAA131800R0004

Characteristics

- Twist-and-cut tensiing tool in plastic, intended for maintenance and small batch use

Technical information

- Tool type: Low-cost hand tool
- Color: Orange
- For type of cable tie: Plastic ties
- For tie width: 2,4mm - 4,8mm
- Features: Basic tensiing, twist cut
- Weight: 28,4g
- Dimensions [L x W x H]: 134 x 55 x 27mm



Product code: WT2-TB

GID No.: 7TAA131800R0007

Characteristics

- Twist-and-cut tensiing tool in plastic, intended for maintenance and small batch use

Technical information

- Tool type: Low-cost hand tool
- Color: Black
- For type of cable tie: Plastic ties
- For tie width: 4,8mm - 7,6mm
- Features: Basic tensiing, twist cut
- Weight: 28,4g
- Dimensions [L x W x H]: 134 x 55 x 27mm

Cable tie tooling

Tools for stainless steel ties



Product code: CT2-TB

GID No.: 7TCA131140R0005

Characteristics

- Cable tie tensioner suitable for releasable type, ladder type & strap type ties
- Tensions the ties to their optimum holding power with a simple squeeze: a flick of the wrist and they're locked tight

Technical information

- Tool type: Hand tool
- For type of cable tie: Releasable type, ladder type & strap type stainless steel ties
- For tie width: Up to 12mm
- Features: Tensioning, no cutting
- Weight: 300g
- Dimensions [L x W x H]: 195 x 90 x 30mm



Product code: WT3S

GID No.: 7TAA131810R0002

Characteristics

- A robust metallic hand tool with rubber grips designed for tensioning ladder type & strap type stainless steel ties
- After tensioning, the stainless steel ties can easily be cut with side-cutters

Technical information

- Tool type: Hand tool
- For type of cable tie: Ladder type & strap type stainless steel ties
- For tie width: Up to 12mm
- Features: Tensioning, no cutting
- Weight: 225g
- Dimensions [L x W x H]: 178 x 112 x 20mm

Cable tie tooling

Tools for stainless steel ties



Product code: DAS-250

GID No.: 7TAA131800R0000

Characteristics

- Heavy duty metallic hand tool
- Tensioning tool with side cutters

Technical information

- Tool type: Hand tool
- For type of cable tie: Ball-lock type & ladder type stainless steel ties, coated and uncoated
- For tie width: Up to 7,9mm
- Features: Tensioning tool with side cutters



Product code: CT3

GID No.: 7TCA131990R0206

Characteristics

- Cost-effective tensioning tool
- Cut-off by hand-activated lever

Technical information

- Tool type: Hand tool
- For type of cable tie: Ladder type, strap type & ball lock type stainless steel ties, coated and uncoated
- For tie width: Up to 12mm
- Features: Tensioning, manual cutting
- Weight: 550g
- Dimensions [L x W x H]: 210 x 155 x 35mm

Cable tie tooling

Tools for stainless steel ties



Product code: CT7

GID No.: 7TCA131140R0009

Characteristics

- Tensioning and cutting tool, ratchet type
- Suitable for coated and uncoated ball-lock type stainless steel ties, having a width of 12mm and 16mm

Technical information

- Tool type: Hand tool, ratchet type
- Weight: 1300g
- Dimensions [L x W x H]: 270 x 170 x 60mm



Product code: CT8

GID No.: 7TCA131140R0010

Characteristics

- Tensioning and cutting tool, ratchet type
- Suitable for the bands on reel, in all widths
- The long nose leaves an excess of 45mm after the tie is cut, for an easy installation of the band on reel

Technical information

- Tool type: Hand tool, ratchet type
- For type of cable tie: Bands on reel
- For tie width: All widths (up to 19,1mm)
- Weight: 1570g
- Dimensions [L x W x H]: 310 x 200 x 60mm



Product code: WTA290

GID No.: 7TAA131810R0003

Characteristics

- Easy to use tool applies tension, locks tie with the dual lock and cuts off band flush with top surface of buckle

Technical information

- Tool type: Hand tool
- For type of cable tie: Mini standard stainless steel dual lock cable ties
- For tie width: Up to 4,5mm
- Features: Tensioning automatic cutting
- Weight: 594g
- Dimensions [L x W x H]: 173 x 25 x 157mm



Product code: WTA250

GID No.: 7TAA131800R0009

Characteristics

- Easy to use tool applies tension, locks tie with the dual lock and cuts off band flush with top surface of buckle

Technical information

- Tool type: Hand tool
- For type of cable tie: Standard stainless steel dual lock cable ties
- For tie width: Up to 6,35mm
- Features: Tensioning automatic cutting
- Weight: 522g
- Dimensions [L x W x H]: 173 x 25 x 157mm

Material specifications

Material selection and specifications

General

There are a number of factors to be considered when choosing the proper materials for a specific environment. It is extremely difficult to provide data on all the possible combinations or conditions to which products may be subjected; therefore, it is recommended that this information be used as a guideline only and that the user conduct sample tests in any intended application to determine suitability.

How to use the table

For applications in an extremely cold environment, three materials are appropriate: ETFE Fluoropolymer, Polyamide 12 and stainless steel.

For applications that also require high tensile strength, stainless steel is the optimum material choice. If high strength is not required, Polyamide 12 may be a less costly option.

This information is based on data provided by material manufacturers and is provided only as a general guide. No specific recommendation is intended. As each application may vary, testing should be conducted by the user in the intended application and environment.

Table 1 provides relative performance ratings of the different product materials. Chemical resistance is shown in Table 2.

Table 1: Information on cable tie materials

Material code	Polyamide 6.6 weather resistant *****		Polyamide 6.6 heat-stabilised	Polyamide 6.6 heat stabilized UV resistant	Polyamide 6.6 flame retardant	Polyamide 4.6 high temperature	Detectable Polyamide 6.6
	Polyamide 6.6	TY*MX*	TYH*M	TY*MX-A	TY*MFR	TYHT*M	
Ty-Rap® product code	TY*M*	TY*MX*	TYH*M	TY*MX-A	TY*MFR	TYHT*M	TY*M*-NDT*
Ty-Fast® product code	TY*-*-*	TY*-*X*			TS*HF		
Twist Tail® product code	TT-*-*30-9-L-EU	TT-*-*30-0-L-EU					
Max. operating temperature	-40°C / 85°C	105°C	105°C	105°C	65°C	150°C	85°C
Min. operating temperature	-40°C / -20°C / 0°C	-40°C / -20°C / 0°C	-60°C	-60°C	-20°C	-60°C	-60°C
Installation temperature*****	-30°C	-30°C	-30°C	-40°C	0°C	-18°C	-20°C
UL flammability rating	V-2	V-2	V-2	V-2	V-0	V-2	HB
Specific density	1.14	1.14	1.14	1.14	1.16	1.18	1.31
Water absorption (24h/ASTM)	2.5 - 3.1%	2.5 - 3.1%	2.5 - 3.1%	2.5 - 3.1%	3.0 - 3.5%	1.3%	
Colors	Natural**	Black***	Transparent	Black	White	Light green	Blue
E-module (N/mm ²)	2000	2000	2000	2000	1400	3200	
Notch impact strength conform DIN 53453 (KJ/m ²)	2-20	2-20	2-20	2-20	3-25		
UV resistant		✓		✓			✓
Flame retardant					✓		
Heat resistant			✓	✓		✓	
Enhanced weatherability				✓			
Flexible at low temperatures							
Radiation resistant							
Chemically resistant							
See table 2 (pages 156 - 158)							
Halogen free	✓	✓	✓	✓	✓	✓	✓
Silicon free	✓	✓	✓	✓	✓	✓	✓

* See product code structure page 12 for the right suffix.

** Ty-Fast® ties in standard Polyamide 6.6 are available in natural color and in a wide range of colors Ty-Rap® ties in standard Polyamide 6.6 are available in natural color only.

*** Ty-Fast® ties in weather resistant Polyamide 6.6 are available in black color only (with 2% carbon for military specifications).

Ty-Rap® ties in weather resistant Polyamide 6.6 are available in black color (with 2% carbon for military specifications) and in a wide range of colors (except natural).

**** Heat stabilized Polyamide 6.6 may have a greenish tint.

***** The installation temperature may vary based on size and material. The type-specific installation temperature can be found in the respective technical data sheet.

***** 2% carbon for military specifications.

Certifications

IEC 62275, UL, CSA and CE

The National Electrical Manufacturers Association (NEMA) is the consortium of manufacturers that agree to the parameters of product testing and direct the IEC standards.

The International Electrotechnical Commission (IEC) is the agency that sets quality standards and technical requirements for products in the electrical industry. IEC 62275 is the unified standard for cable ties adopted in 2013.

Underwriters Laboratory (UL) is the leading standards agency for the US. Products listed as cULus are also recognized in Canada. UL 62275 is the quality and test standard unified with IEC 62275 for positioning devices. UL 62275 supersedes UL 1565.

CSA Group is the leading standards agency for Canada. CSA C22.2 No. 62275 is the quality and test standard unified with IEC 62275 for cable ties and is fully harmonized with UL 62275.



Conformité Européenne (CE) is the accepted standards agency for the European Economic Area and is adopted by most European countries. CE 62275 is the quality and test standard unified with IEC 62275 for cable ties and is a self-certified standard.



Type certifications

Type 1	Retains 100% declared loop tensile strength when tested in the as-received condition, and at least 50% of declared loop tensile strength after being subjected to specified test conditions
Type 11	Type 1 with additional pre-qualification to long-term performance characteristics of nonmetallic molding materials (Not recognized for CE standards)
Type 2	Retains 100% declared loop tensile strength, or mechanical strength for fixing device, after being subjected to specified test conditions
Type 21	Type 2 with additional pre-qualification to long-term performance characteristics of nonmetallic molding materials (Not recognized for CE standards)
Type 21S	Type 2 or Type 21 with additional qualification for suitability to support flexible metal conduit and cables in building construction in accordance with the requirements in relevant installation codes (fixing devices with 50lbs/220N or higher loop tensile strength)

Packaging markings

Flammability Ratings (as tested after ignition and flame removed)	UL94-HB	Slow burning on a horizontal specimen; burning rate < 76 mm/min for thickness < 3 mm or burning stops before 100 mm
	UL94-V2	Self-extinguishing on horizontal and burning stops within 30 seconds on a vertical specimen; drips of flaming particles are allowed
	UL94-V0	Self-extinguishing on horizontal and burning stops within 10 seconds on a vertical specimen; non-inflamed drips of particles allowed
Outdoor rating	UV 	Survives 1000 hours of UV exposure in an approved UV testing apparatus and passes follow up testing per type requirements
Plenum rating	AH-2	Suitable for use in Air Handling Spaces (plenums) in accordance with Section 300.22 (C) and (D) of the National Electrical Code, and Rules 12-010 (3), (4), and (5), and 12-020 of the Canadian Electrical Code, Part I
Mechanical performance rating	Minimum loop tensile strength 	The mechanical performance rating for cable ties is expressed in terms of "minimum loop tensile strength" defined as: A reference mechanical characteristic of a cable tie with its locking mechanism engaged. The term "loop tensile strength" comes from a standard based on the US military specifications for cable tie use in aircrafts. The loop tensile strength test on cable ties exert the force from the inside out more or less equally with an attempt to stress the locking mechanism.

Certifications

SAE AS23190 Military certified cable ties

- MS3367 standard cable ties
- See pages 14 – 16 for characteristics and specifications










MS3367 Standard cable ties

Military designator	Width [mm]	Length [mm]	Tensile strength [N]	Color	Ty-Rap® standard pack		Ty-Rap® bulk pack	
					Product code	GID no	Product code	GID no
MS3367-1-0	4,8	186	220	UV Black	TY525MX-0	7TAG009170R0011	TY25MX-0	7TAG009210R0092
MS3367-1-*				*Various	TY525M-*	**	TY25M-*	**
MS3367-2-0	4,8	361	220	UV Black	TY528MX-0	7TAG009170R0010	TY28MX-0	7TAG009210R0093
MS3367-2-*				*Various	TY528M-*	**	TY28M-*	**
MS3367-3-0	7	340	540	UV Black	TY527MX-0	7TAG009280R0006	TY27MX-0	7TAG009320R0009
MS3367-3-*				*Various	TY527M-*	**	TY27M-*	**
MS3367-4-0	2,3	92	80	UV Black	TY523MX-0	7TAG009010R0036	TY23MX-0	7TAG009040R0021
MS3367-4-*				*Various	TY523M-*	**	TY23M-*	**
MS3367-5-0	3,6	140	180	UV Black	TY524MX-0	7TAG009080R0003	TY24MX-0	7TAG009120R0010
MS3367-5-*				*Various	TY524M-*	**	TY24M-*	**
MS3367-6-0	6,9	771	540	UV Black	TY529MX-0	7TAG009280R0007	TY29MX-0	7TAG009320R0008
MS3367-6-*				*Various	TY529M-*	**	TY29M-*	**
MS3367-7-0	4,8	290	220	UV Black	TY5253MX-0	7TAG009170R0012	TY253MX-0	7TAG009210R0094
MS3367-7-*				*Various	TY5253M-*	**	TY253M-*	**
MS3376-12-0	8,2	889	780	UV Black	TY53510MX-0	7TCG009380R0002		
MS3376-15-0				UV Black	TY54513MX-0	7TCG009380R0005		

* Enter color code for various colors.

** See page 19 for colored cable ties, part numbers and specification and appendix for GID code. See local sales representatives for non-stocked colors MOQ, lead times and pricing.

Cable tie color code

1	Brown	
2	Red	
3	Orange	
4	Yellow	
5	Green	
6	Blue	
7	Purple	
8	Gray	
10	White	
CLRS	Multi-pack*	
X-0	Military black	
9	Military natural	

Certifications

SAE AS23190 Military certified cable ties



- MS3367 standard cable ties
- See pages 66 – 69 for characteristics and specifications

MS3368 Identification cable ties

Military designator	Width [mm]	Length [mm]	Tensile strength [N]	Color	Ty-Fast® standard pack		Ty-Fast® bulk pack	
					Product code	GID no	Product code	GID no
MS3367-1-0	4,8	188	220	UV Black	TY175-50X-0-100	7TAG054290R0026	TY175-50X-0	7TAG054330R0010
MS3367-2-0	4,8	366	220	UV Black	TY400-50X-0-100	7TAG054290R0028	TY400-50X-0	7TAG054330R0015
MS3367-3-0	7,6	374	540	UV Black	TY400-120X-0-100	7TAG054410R0020	TY400-120X-0	7TAG054410R0019
MS3367-5-0	3,6	143	180	UV Black	TY125-40X-0-100	7TAG054200R0010	TY125-40X-0	7TAG054250R0014
MS3367-7-0	4,8	304	220	UV Black	TY300-50X-0-100	7TAG054290R0027	TY300-50X-0	7TAG054330R0013



Material specifications

UL flammability ratings

—
Nylon 6.6 = Polyamide
6.6 is Halogen-free
and Silicone-free.

Flammability ratings for selecting cable ties

Note: Flammability ratings of cable tie materials per UL are intended to serve as a preliminary indication of acceptability with respect to flammability for particular applications.

UL 94 vertical burn test procedures

Test specimens of the material, with dimensions 127 x 12,7mm, with the thickness intended for use in the end product, are tested in both the manufactured condition and in the aged state. The test requires that the specimen be supported in a vertical fixture and a precisely controlled flame applied for a 10 second period. The flame is removed and the duration of flaming is noted. If the flame extinguishes, a second exposure to flame for 10 seconds is applied and duration of flaming is again noted. It is observed and recorded whether or not test specimens drip flaming particles that ignite a cotton swab.

Materials classed 94 V-0:

A material classed 94 V-0 shall:

- A. Not have any specimens that burn with flaming combustion for more than 10 seconds after either application of the test flame
- B. Not have a total flaming combustion time exceeding 50 seconds for the 10 flame applications for each set of five specimens
- C. Not have any specimens that burn with flaming or glowing combustion up to the holding fixture
- D. Not have any specimens that drip flaming particles that ignite the dry absorbent surgical cotton located 304,8mm below the test specimen
- E. Not have any specimens with glowing combustion that persists for more than 30 seconds after the second removal of the test flame

Materials classed 94 V-1:

A material classed 94 V-1 shall:

- A. Not have any specimens that burn with flaming combustion for more than 30 seconds after either application of the test flame
- B. Not have a total flaming combustion time exceeding 250 seconds for the 10 flame applications for each set of five specimens
- C. Not have any specimens that burn with flaming or glowing combustion up to the holding fixture

- D. Not have any specimens that drip flaming particles that ignite the dry absorbent surgical cotton located 304,8mm below the test specimen
- E. Not have any specimens with glowing combustion that persists for more than 60 seconds after the second removal of the test flame.

Materials classed 94 V-2:

A material classed 94 V-2 shall:

- A. Not have any specimens that burn with flaming combustion for more than 30 seconds after either application of the test flame
- B. Not have a total flaming combustion time exceeding 250 seconds for the 10 flame applications for each set of five specimens
- C. Not have any specimens that burn with flaming or glowing combustion up to the holding fixture
- D. Be permitted to have specimens that drip flaming particles that burn only briefly, some of which ignite the dry absorbent surgical cotton placed 304,8mm below the test specimen
- E. Not have any specimens with glowing combustion that persists for more than 60 seconds after the second removal of the test flame

UL 94 horizontal burn (HB) test procedures

The test uses a 12,7mm x 127mm specimen held at one end in a horizontal position with marks at 25,4mm and 127mm from the free end. A flame is applied to the free end for 30 seconds or until the flame front reaches the 25,4mm mark. If combustion continues the duration is timed between the 25,4mm mark and the 127mm mark. If combustion stops before the 127mm mark, the time of combustion and the damaged length between the two marks are recorded. A set of three specimens are tested.

Materials classed 94 HB

A material that is less than 3mm in thickness will be classified 94HB if it has a burning rate of less than 76,2mm per minute or stops burning before the 127mm mark. If one specimen from the set of three fails to comply, then a second set of three are tested. All three of this second set must comply. HB rated materials are considered "self-extinguishing". This is the lowest (least flame retardant) UL94 rating.

Material specifications

Adhesive material specifications

Installation instructions for self-adhesive mounting bases

- Mounting surfaces should be cleaned with alcohol based (IPA) cleaner before application
- The self-adhesive mounting bases have a double-sided adhesive tape made of synthetic foam, covered by a protecting foil
- To install the self-adhesive mounting base, remove the protecting foil and press the

mounting base onto the cleaned surface

- The thickness of the self-adhesive foam (0,8mm) compensates the irregularities of the application surfaces and allows installations on structured surfaces of cabinet doors, on sheet metal, on machines, etc
- The adhesion is achieved immediately during the installation, which means that later repositioning is not possible

Adhesive material specifications

Property	Method	Unit of measure	Rubber based (self-adhesive)
Coated sides	–	each	2
Foam density	–	Kg/m ³	96,9
Peel adhesion	PSTC 1	N/cm width	10,9
	ASTM D 1000	Average	
Shear adhesion	Natural	15,0	15,0
22°C (71.6°F) 50% RH	PSTC 7	Hours	100 +
22°C (71.6°F) occasional wetting		N/m ²	68971
Tensile strength	ASTM D 412	PSI	100
Tear resistance	ASTM D 624	N/cm	52,6
Elongation at break	–	%	400
Service temperature	–	°C/°F Min	-18
	–	°C/°F Max	+66
Flammability	ASTM D 624		Slow burn

01 Thoroughly clean the surface on which you plan to mount the base with a clean cloth and a 50% isopropyl alcohol/50% water solution to remove dust, oil and any other impurities.

02 Allow the clean surface to air dry completely.

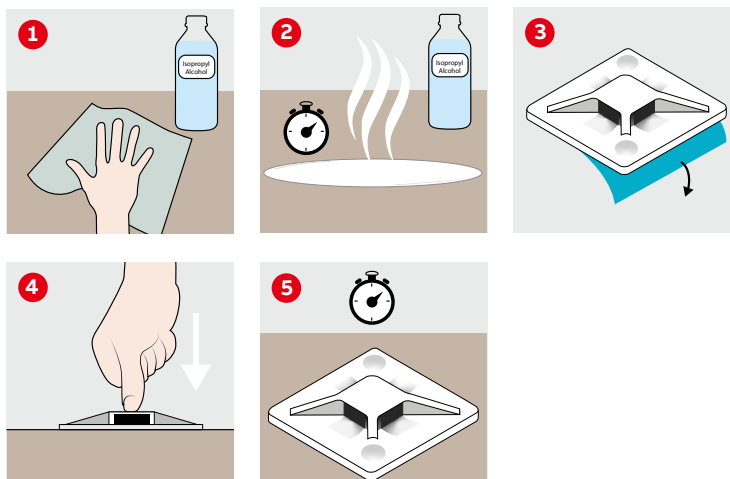
03 Peel off the protective backing from the base without touching the self-adhesive surface.

04 Press the base down firmly onto the mounting surface with your thumb and hold in place for several seconds.

05 Allow the specified set-up time to elapse (15 minutes for synthetic rubber or 72 hours for acrylic) before using the installed base to mount cable ties and bundles of cable.

How to mount self-adhesive bases

Application temperature range for both types of self-adhesive is 18 °C to 37 °C (65 °F to 100 °F). The product package will be stamped with an expiration date for the adhesive, and installation after that date is not recommended for best performance.



Material specifications

Material selection and specifications

Selecting the right material for your applications

ABB offers cable ties and accessories in a wide variety of materials, each suited for specific environments. The purpose of this document, therefore, is to assist in choosing the best material for a particular application.

The effects of weathering, flame, chemicals, extreme temperatures and radiation on the different materials is presented in tabular form to facilitate the selection of the desired material for the application.

Having determined the most suitable material, one can choose from the wide variety of cable ties, identification ties, mounting bases, lashing ties, etc., offered by ABB.

Material specifications

Note: Nylon (Polyamide) is inherently susceptible to environmental conditions. Polyamide 6.6 cable ties are moisturised to optimum performance levels at machine-side and should be stored in cool dry areas out of direct sunlight. Cable ties are packaged in plastic bags containing moisture and should remain sealed until ready for use.

Polyamide 6.6

- Thermoplastic material used in cable ties for universal applications in the industry
- Excellent resistance to shocks, chemicals, oils and temperature fluctuations
- High surface hardness and a small coefficient of friction
- Flammability rating: UL 94 V-2
- Halogen free and Silicone free
- Indoor applications
- Ty-Fast® ties in standard Polyamide 6.6 are available in natural color and in a wide range of colors
- Ty-Rap® ties in standard Polyamide 6.6 are available in natural color only

Polyamide 6.6, weather resistant

- Similar to Polyamide 6.6, but recommended for outdoor applications
- UV-resistant
- Halogen free and Silicone free
- Ty-Fast® ties in weather resistant Polyamide 6.6 are available in black color only (with 2% carbon for military specifications)
- Ty-Rap® ties in weather resistant Polyamide 6.6 are available in black color (with 2% carbon for military specifications) and in a wide range of colors (except natural)
- Flammability rating: UL 94 V-2



UV-resistant



Weather-proof

Material specifications

Material selection and specifications

Polyamide 6.6, heat stabilized

- Similar to Polyamide 6.6, but increased operating temperatures, up to 105°C
- Excellent tensile strength
- High temperature resistance
- Color: natural (may have a greenish tint)
- Flammability rating: UL 94 V-2



Polyamide 6.6, flame retardant

- Excellent flammability rating: UL 94 V-0
- Ideal in areas where human life is at risk
- Color: white



Polyamide 6.6, heat stabilized and UV-resistant

- Similar to Polyamide 6.6, but recommended for outdoor applications and/or high temperature applications, up to 105°C
- Combines the features & benefits of Polyamide 6.6, weather resistant and Polyamide 6.6, heat stabilized
- Color: black
- Flammability rating: UL 94 V-2



Polyamide 6.6, detectable

- Similar to Polyamide 6.6, but contains a compound detectable by metal detectors and X-ray equipment
- Color: bright blue, also contributes to visual detection
- Especially recommend for the food industry, and for any other contamination sensitive industry using detection equipment
- Halogen free and silicone free
- Flammability rating: UL 94 V-2



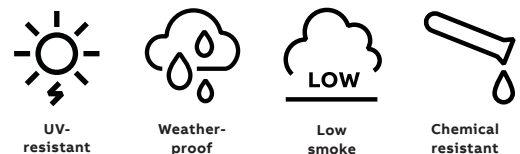
Polyamide 4.6, extra high temperature (150°C)

- Similar to Polyamide 6.6, but outstanding resistance to high temperatures up to 150°C
- Halogen free and silicone free
- Color: light green
- Flammability rating: UL 94 V-2



Polyamide 12, weather resistant

- Extremely flexible, also at low temperatures
- Ages better than Polyamide 6.6
- UV-resistant and weatherproof
- Better chemical resistance than Polyamide 6.6
- Color: black
- Flammability rating: UL 94 V-2



Material specifications

Material selection and specifications

Polypropylene, weather resistant

- Resistant against inorganic acids, polyhydric alcohols, neutral and basic salts
- Resists a number of other chemicals
- UV resistant
- Lower tensile strength than Polyamide 6.6
- Color: black
- Flammability rating: UL 94 HB



UV-resistant



Weather-proof



Chemical resistant

Polypropylene, detectable

- Similar to standard Polypropylene, but contains a compound detectable by metal detectors (tested and rated at 1,5mm diameter ferrous sphere setting) and X-ray equipment
- Color: bright blue, also contributes to visual detection
- Especially recommend for the food industry, and for any other contamination sensitive industry using detection equipment
- Halogen free and silicone free
- Flammability rating: UL 94 HB



Detectable

ETFE Fluoropolymer

- Tensile strength slightly lower than Polyamide 6.6
- ETFE Fluoropolymer is inert to most solvents and chemicals, hydrolytically stable, UV and weather resistant
- Radiation resistant (meets IEEE383) and approved for nuclear plant use
- Non-outgassing properties for zero gravity applications
- Very high temperature resistance
- Flammability rating: UL 94 V-0
- The best all around plastic material for cable ties
- Color: aquamarine



UV-resistant



Flame retardant



Heat resistant



Low temperature flexibility



Weather-proof



Radiation resistant



Chemical resistant

ECTFE Fluoropolymer

- Similar to ETFE Fluoropolymer in performance
- Outstanding characteristic: lower smoke density when burnt
- Recommended for applications where smoke generation is a concern, such as plenum areas
- Color: maroon
- Flammability rating: UL 94 V-0



UV-resistant



Flame retardant



Heat resistant



Low temperature flexibility



Weather-proof



Low smoke



Chemical resistant

Material specifications

Material selection and specifications

Toughened weatherable acetal

- Excellent resistance to a wide variety of solvents, esters, oils, greases, gasoline and other petroleum hydrocarbons
- Resistant to weak acids and bases
- Excellent resistance to UV (weatherable acetal)
- Limited self-extinguishing properties
- Color: black
- Flammability rating: UL 94 HB



UV-resistant



Weather-proof



Chemical resistant

302/304 Stainless Steel, 316 Stainless Steel

- Superior corrosion resistance
- Excellent tensile strengths at extreme temperatures
- High resistance to chemicals, acids and radiation
- 316 grade has a better resistance to saltwater corrosion and can be supplied with a halogen free coating
- Extensively used in offshore, rail and petrochemical industries



UV-resistant



Flame retardant



Heat resistant



Low temperature flexibility



Weather-proof



Radiation resistant



Chemical resistant

Heat Reactive Polypropylene

- Material: Polypropylene
- Heat Activation Temperature: 49°C (+/- 3°C)
- Standard Color: Green
- Heat transition color: Translucent (Natural)
- Operating temperature: -40°C to 80°C
- Color transition life: 1000 hours above heat activation temperature
- UV Resistance: Indoor use only, avoid exposure to UV light
- Used for visual indication of high or dangerous temperatures



Chemical resistant



Colour change

Material specifications

Material selection and specifications

Table 2: Resistance of available materials to various chemicals at 21°C

Reagents	Concentration	HS PA6.6	ECTFE	UV Acetal	PA6.6	UV PA6.6	FR PA6.6	UV PA12	PP	UV PP	ETFE	SS
Arsenic Acid	40%	-	-	-	-	-	-	-	E	E	-	E
Acetaldehyde	50%	S	-	-	S	S	S	-	-	-	-	-
Acetone	100%	E	E	F	E	E	E	E	E	E	E	E
Aluminum Hydroxide	AQ	-	E	-	-	-	-	-	E	E	E	E
Ammonia	All	-	E	-	-	-	-	E	E	E	E	15,0
Ammonium Carbonate	5%	S	E	-	S	S	S	E	E	E	E	E
Ammonium Hydroxide	10%	E	E	F	E	E	E	-	E	E	E	E
Ammonium Nitrate	-	-	E	-	-	-	-	E	E	E	E	E
Ammonium Sulfate	10%	-	E	-	-	-	-	S	S	S	S	S
Barium Carbonate	All	-	E	-	-	-	-	E	E	E	E	E
Barium Chloride	5%	NR	-	-	NR	NR	NR	E	E	E	E	E
Barium Sulfate	10%	E	-	-	E	E	E	E	E	E	E	E
Barium Sulfide	10%	S	-	-	S	S	S	E	E	E	E	E
Benzene	100%	E	E	F	E	E	E	E	S	S	E	E
Benzoic Acid	100%	NR	E	-	NR	NR	NR	E	E	E	E	E
Butyric Acid	50%	NR	E	-	NR	NR	NR	-	E	E	E	E
Calcium Carbonate	AQ	-	E	-	-	-	-	-	E	E	E	E
Calcium Hydroxide	20%	-	F	E	-	-	-	-	E	E	E	E
Calcium Hydrochlorite	2	NR	-	-	NR	NR	NR	-	F	F	F	F
Calcium Sulfate	2%	-	E	-	-	-	-	-	E	E	E	E
Carbon Tetrachloride	100%	E	E	E	E	E	E	E	F	F	E	E
Chlorine (WET)	-	NR	-	-	NR	NR	NR	-	F	F	F	F
Chlorine (DRY)	-	NR	-	-	NR	NR	NR	-	NR	NR	F	F
Chloroacetic Acid	30%	NR	-	-	NR	NR	NR	-	-	-	F	F
Chloroform	100%	-	E	-	-	-	-	F	F	F	E	E
Chromic Acid	50%	NR	S	-	NR	NR	NR	-	F	F	F	F
Citric Acid	50%	S	E	E	S	S	S	E	E	E	E	E
Copper Cyanide	10%	-	E	-	-	-	-	-	E	E	E	E
Copper Nitrate	50%	-	E	-	-	-	-	-	E	E	E	E
Cider	-	-	E	-	-	-	-	-	E	E	E	E
Dichloroethane	100%	-	E	-	-	-	-	-	-	-	E	E
Diethyl Ether	100%	-	E	S	-	-	-	E	E	E	E	E
Ethyl Alcohol	100%	S	E	-	S	S	S	E	E	E	E	E
Ethyl Chloride	100%	-	S	E	-	-	-	F	F	F	E	E
Ethylene Glycol	100%	E	E	S	E	E	E	-	E	E	E	E
Ferric Hydroxide	All	-	E	-	-	-	-	-	E	E	E	E
Ferric Nitrate	10%	-	E	-	-	-	-	-	E	E	E	E
Ferrous Sulfate	10%	-	E	-	-	-	-	-	E	E	E	E
Fuel Oil	100%	-	E	-	-	-	-	E	-	-	E	E

Ratings

E = Excellent

S = Satisfactory

F = Fair

NR = Not Recommended

(AQ = Aqueous)

Material specifications

Material selection and specifications

Table 2: Resistance of available materials to various chemicals at 21°C

Reagents	Concentration	HS PA6.6	ECTFE	UV Acetal	PA6.6	UV PA6.6	FR PA6.6	UV PA12	PP	UV PP	ETFE	SS
Furfural	100%	-	E	-	-	-	-	-	F	F	E	E
Gallic Acid	AQ	-	E	-	-	-	-	-	-	-	E	E
Gasoline	100%	E	E	-	E	E	E	-	S	S	E	E
Glycerine	100%	-	E	-	-	-	-	E	E	E	-	E
Hydrocyanic Acid	All	-	E	-	-	-	-	-	E	E	E	E
Hydrogen Peroxide	30%	NR	E	F	NR	NR	NR	S	E	E	E	E
Hydrogen Sulfide	Dry	NR	E	-	NR	NR	NR	E	E	E	E	E
Iodoform	100%	-	E	-	-	-	-	-	-	-	E	E
Isopropyl Alcohol	100%	S	E	-	S	S	S	E	E	E	E	E
Jet Fuel	100%	E	E	-	E	E	E	-	S	S	E	E
Lactic Acid	10%	E	E	-	E	E	E	S	E	E	E	E
Lanolin	10%	E	E	-	E	E	E	E	E	E	E	E
Lead Acetate	5%	-	E	-	-	-	-	-	E	E	E	E
Linseed Oil	10%	E	E	E	E	E	E	E	E	E	E	E
Magnesium Carbonate	All	-	E	-	-	-	-	E	E	E	E	E
Magnesium Chloride	10%	F	-	-	F	F	F	F	F	F	F	F
Magnesium Nitrate	All	-	E	-	-	-	-	E	E	E	E	E
Malic Acid	AQ	-	E	-	-	-	-	-	E	E	E	E
Mercury	100%	-	E	-	-	-	-	E	E	E	E	E
Methyl Alcohol	100%	S	E	-	S	S	S	E	E	E	E	E
Methyl Chloride	100%	-	S	-	-	-	-	-	S	S	E	E
MethylEthyl Ketone	100%	-	E	F	-	-	-	E	E	E	E	E
Naptha	100%	-	E	-	-	-	-	-	E	E	E	E
Nitric Acid	30%	NR	E	NR	NR	NR	NR	-	E	E	E	E
Nitric Acid	30-70%	NR	S	NR	NR	NR	NR	-	F	F	S	E
Nitrous Acid	5%	-	E	-	-	-	-	-	F	F	E	E
Oieic Acid	100%	-	E	S	-	-	-	-	E	E	E	E
Oxalic Acid	10%	-	E	-	-	-	-	S	E	E	E	E
Paraffin	100%	E	E	-	E	E	E	E	E	E	E	E
PetroleumEther	100%	-	E	-	-	-	-	E	F	F	E	E
Phenol	90%	NR	E	NR	NR	NR	NR	-	E	E	E	E
Phosphoric Acid	10%	NR	E	-	NR	NR	NR	-	E	E	E	E
Picric Acid	1%	-	E	-	-	-	-	-	E	E	E	E
Potassium Bromide	AQ	-	-	-	-	-	-	-	S	S	S	S
Potassium Carbonate	1%	-	E	-	-	-	-	E	E	E	E	E
Potassium Chlorate	AQ	-	E	-	-	-	-	S	E	E	E	E
Potassium Dichromate	40%	NR	E	-	NR	NR	NR	F	E	E	E	E
Potassium Ferrocyanide	25%	-	E	-	-	-	-	-	E	E	E	E
Potassium Hydroxide	5%	S	E	-	S	S	S	-	E	E	E	E

Ratings

E = Excellent

S = Satisfactory

F = Fair

NR = Not Recommended

(AQ = Aqueous)

Material specifications

Material selection and specifications

Table 2: Resistance of available materials to various chemicals at 21°C

Reagents	Concentration	HS PA6.6	ECTFE	UV Acetal	PA6.6	UV PA6.6	FR PA6.6	UV PA12	PP	UV PP	ETFE	SS
Potassium Iodide	All	–	E	–	–	–	–	E	E	E	E	E
Potassium Nitrate	50%	F	E	–	F	F	F	E	E	E	E	E
Potassium Permanganate	5%	NR	E	S	NR	NR	NR	NR	E	E	E	E
Potassium Sulfate	5%	–	E	–	–	–	–	E	E	E	E	E
Potassium Sulfide	AQ	–	E	–	–	–	–	–	E	E	E	E
Propyl Alcohol	100%	E	E	–	E	E	E	–	E	E	E	E
Silver Nitrate	10%	–	E	–	–	–	–	E	E	E	E	E
Sodium Acetate	60%	E	E	–	E	E	E	–	E	E	E	E
Sodium Bicarbonate	All	E	E	–	E	E	E	E	E	E	E	E
Sodium Bisulfate	10%	–	E	E	–	–	–	E	E	E	E	E
Sodium Borate	All	–	E	–	–	–	–	–	E	E	E	E
Sodium Carbonate	5%	E	E	S	E	E	E	E	E	E	E	E
Sodium Chlorate	25%	–	E	E	–	–	–	S	E	E	E	E
Sodium Chloride	2%	E	E	S	E	E	E	E	E	E	E	E
Sodium Fluoride	5%	–	–	–	–	–	–	–	F	F	F	F
Sodium Hydroxide	10%	E	E	S	E	E	E	E	E	E	E	E
Sodium Hyposulfite	AQ	–	E	–	–	–	–	–	–	–	E	E
Sodium Nitrate	5%	E	E	–	E	E	E	E	E	E	E	E
Sodium Nitrite	AQ	–	E	–	–	–	–	S	E	E	E	E
Sodium Perchlorate	10%	–	E	–	–	–	–	–	–	–	E	E
Sodium Phosphate	5%	–	E	–	–	–	–	E	E	E	E	E
Sodium Sulfate	5%	S	E	–	S	E	E	E	E	E	E	E
Sodium Thiosulfate	5%	–	–	S	–	–	–	S	S	S	S	S
Stearic Acid	100%	–	E	–	–	–	–	F	E	E	E	E
Sulfur	100%	–	E	–	–	–	–	E	E	E	E	E
Sulfur Dioxide	All	NR	E	–	NR	NR	NR	E	E	E	E	E
Sulfuric Acid	Conc.	NR	E	NR	NR	NR	NR	–	S	S	E	E
Sulfuric Acid	5%	NR	F	F	NR	NR	NR	F	F	F	F	F
Tannic Acid	10%	–	E	–	–	–	–	–	E	E	E	E
Tartaric Acid	50%	–	E	E	–	–	–	E	E	E	E	E
Tetrahydrofuran	100%	–	F	E	–	–	–	S	F	F	E	E
Toluene	100%	E	E	F	E	E	E	E	F	F	E	F
Xylene	100%	E	–	E	E	E	E	F	F	E	E	E
Zinc Chloride	70%	F	E	NR	F	F	F	E	E	E	E	E
Zinc Nitrate	AQ	–	E	–	–	–	–	E	E	E	E	E
Zinc Sulfate	AQ	–	E	–	–	–	–	E	E	E	E	E

Ratings

E = Excellent

S = Satisfactory

F = Fair

NR = Not Recommended

(AQ = Aqueous)

Material specifications

Unit conversion factors

Unit conversion factors

Unit	x	Constant	=	Unit	Unit	x	Constant	=	Unit
BTU		778,0		foot-pound (ft x lb)	gallons		0,13368		cubic foot (ft ³)
BTU		1054,8		Joules	gallons		231,0		cubic inch (in ³)
BTU		0,293		Watt-hours (W x h)	gallons		3785,332		cubic centimetres (cm ³)
centimetres (cm)		0,032808		feet (ft)	grams (g)		15,432		grains
centimetres (cm)		0,3937		inches (in)	gram/centimetre ³ (gm/cm ³)		0,0361275		pounds/in ³ (lb/in ³)
centimetres (cm)		0,00001		kilometres (km)	horsepower (hp)		33000,0		ft x lb/min
centimetres (cm)		0,010		metres (m)	horsepower (hp)		550,0		ft x lb/sec
centimetres (cm)		10,0		millimetres (mm)	horsepower (hp)		745,7		Watts (W)
circular mils		0,00064516		circular millimetres	inch (in)		0,027178		yards (yd)
circular mils		0,0000007854		inches ² (in ²)	inch (in)		0,083333		feet (ft)
circular mils		0,000506671		square millimetres (mm ²)	inch (in)		0,00002540		kilometre (km)
circular mils		0,7854		mils ²	inch (in)		0,025400		metre (m)
cubic centimetre (cm ³)		0,000035314		cubic foot (ft ³)	inch (in)		2,54000514		centimetre (cm)
cubic centimetre (cm ³)		0,061023		cubic inch (in ³)	inch (in)		25,4000514		millimetre (mm)
cubic centimetre (cm ³)		0,000001		cubic metre (m ³)	inch (in)		1000,0		mils
cubic centimetre (cm ³)		0,0026417		gallons	Joules		0,000948		BTU
cubic foot (ft ³)		17280		cubic inch (in ³)	Joules		107		ergs
cubic foot (ft ³)		28317,016		cubic centimetre (cm ³)	liters (l)		61,0250		cubic inch (in ³)
cubic inch (in ³)		0,00057870		cubic feet (ft ³)	metres (m)		1,093611		yard (yd)
cubic inch (in ³)		0,000016387		cubic metre (m ³)	metres (m)		3,2808333		feet (ft)
cubic inch (in ³)		16,387162		cubic centimetre (cm ³)	metres (m)		39,37		inch (in)
cubic metre (m ³)		1000000,0		centimetre (cm)	metres (m)		100,0		centimetre (cm)
cubic metre (m ³)		35,314456		cubic foot (ft ³)	miles		1760,0		yards (yd)
cubic metre (m ³)		264,17		gallons	miles		5280,0		feet (ft)
foot (ft)		0,00018939		miles	miles		1,6093		kilometre (km)
foot (ft)		0,33333		yards (yd)	millimetres (mm)		0,0032808		feet (ft)
foot (ft)		12		inches (in)	millimetres (mm)		0,03937		inch (in)
foot (ft)		0,00030480		kilometres (km)	millimetres (mm)		0,001		metres (m)
foot (ft)		0,30480		metres (m)	millimetres (mm)		0,01		centimetres (cm)
foot (ft)		30,480		centimetres (cm)	millimetres (mm)		39,3701		mils
foot (ft)		304,80		millimetres (mm)	millimetres (mm)		1000,0		microns (µm)
foot/pound (ft/lb)		0,00067197		metres/grams (m/g)	pound force (lbs)		4,45		Newton (N)
foot-pound (ft x lb)		0,001285		BTU	Watts (W)		44,25		ft x lb/minute
foot-pound (ft x lb)		1,356		Joules (J)	Watts (W)		0,737562		ft x lb/sec
foot/pound (ft/lb)		0,1383		kilogram/metre (kg/m)	Watts (W)		0,001341		horsepower (hp)
gallons (US)		3,785332		litres (l)	Watt-hours (W x h)		3,41266		BTU

Appendix

Part number index

Part. No.	GID No.	Page	Part. No.	GID No.	Page	Part. No.	GID No.	Page
696-41562	7TAG009550R0012	36	CPS40B-50-CV0	7TCG054800R0077	131	FCC-2	7TCG009630R0014	124
696-41563	7TAG009550R0013	36	CPS40G-25	7TCG054800R0079	130	FCC-2A	7TCG009630R0015	124
696-41614	7TAG009910R0018	36	CPS40G-50-CV0	7TCG054800R0080	131	FCC-3	7TCG009630R0016	124
696-41794	7TAA159090R0000	34	CPS4B-100	7TCG054800R0081	130	FCC-3A	7TCG009630R0017	124
696-41795	7TAA159090R0001	34	CPS4B-100-CV0	7TCG054800R0082	131	FO200-40-0	7TAG009630R0018	83
696-41836	7TAG009530R0003	39	CPS4G-100	7TCG054800R0084	130	FO200-50-0	7TAG009630R0026	83
CPS05W-150-EU	7TAG009740R0018	128	CPS4G-100-CV0	7TCG054800R0085	131	FO350-40-0	7TAG009630R0031	83
CPS05W-150-FR-EU	7TCG054800R0003	129	CPS50B-25	7TCG054800R0086	130	FO350-50-0	7TAG009630R0033	83
CPS08W-100-EU	7TAG009740R0024	128	CPS50B-50-CV0	7TCG054800R0087	131	FO350-50-0-FR	7TAG009000R0104	83
CPS08W-100-FR-EU	7TCG054800R0007	129	CPS50G-25	7TCG054800R0089	130	FOL300-50-0	7TAG009630R0036	83
CPS10B-100	7TCG054800R0008	130	CPS50G-50-CV0	7TCG054800R0110	131	FOL500-50-0	7TAG009630R0040	83
CPS10B-50-CV0	7TCG054800R0010	131	CPS50W-15-FR-EU	7TCG054800R0090	129	FOR180-50-0	7TAG009630R0041	84
CPS10G-100	7TCG054800R0012	130	CPS5B-100	7TCG054800R0092	130	FOR180-50-0-FR	7TAG009370R0000	84
CPS10G-50-CV0	7TCG054800R0013	131	CPS5B-100-CV0	7TCG054800R0093	131	FOS150-50-0	7TAG009630R0046	84
CPS12B-50	7TCG054800R0015	130	CPS5G-100	7TCG054800R0096	130	FOS320-50-0	7TAG009630R0048	84
CPS12B-50-CV0	7TCG054800R0016	131	CPS5G-100-CV0	7TCG054800R0109	131	FOS500-50-0	7TAG009630R0050	84
CPS12G-50	7TCG054800R0018	130	CPS6B-100	7TCG054800R0097	130	FRPV-1000-8-C	7TAG009970R0028	125
CPS12G-50-CV0	7TCG054800R0112	131	CPS6B-100-CV0	7TCG054800R0098	131	FRPV-1000-8-D	7TAG009970R0029	125
CPS13W-50-EU	7TAG009740R0004	128	CPS6G-100	7TCG054800R0101	130	FSNY-812-9-C	7TAG009970R0030	119
CPS13W-50-FR-EU	7TCG054800R0022	129	CPS6G-100-CV0	7TCG054800R0102	131	GD-001-TB	7TAG009900R0000	115
CPS15B-50	7TCG054800R0025	130	CPS8B-100	7TCG054800R0103	130	GRNY-040-0-C	7TAG009750R0017	133
CPS15B-50-CV0	7TCG054800R0026	131	CPS8B-100-CV0	7TCG054800R0104	131	GRNY-040-9-C	7TAG009750R0018	133
CPS15G-50	7TCG054800R0028	130	CPS8G-100	7TCG054800R0107	130	GRNY-052-0-C	7TAG009750R0019	133
CPS15G-50-CV0	7TCG054800R0029	131	CPS8G-100-CV0	7TCG054800R0111	131	GRNY-052-9-C	7TAG009750R0021	133
CPS19W-25-EU	7TCG054800R0031	128	CSS-100	7TAA159110R0000	34	GRNY-062-0-C	7TAG009750R0022	133
CPS19W-25-FR-EU	7TCG054800R0033	129	CSS-10K	7TAA159130R0001	34	GRNY-062-9-C	7TAG009750R0023	133
CPS20B-25	7TCG054800R0035	130	CSS-135	7TAA159090R0003	34	GRNY-085-0-C	7TAG009750R0024	133
CPS20B-50-CV0	7TCG054800R0036	131	CSS-160	7TAA159170R0000	34	GRNY-085-9-C	7TAG009750R0026	133
CPS20G-25	7TCG054800R0038	130	CSS-270	7TAA159080R0000	34	GRNY-100-0-C	7TAG009750R0027	133
CPS20G-50-CV0	7TCG054800R0039	131	CSS-5K	7TAA159120R0000	34	GRNY-100-9-C	7TAG009750R0028	133
CPS25B-25	7TCG054800R0042	130	CSS-B	7TAA159220R0000	35	GRNY-125-0-C	7TAG009750R0029	133
CPS25B-50-CV0	7TCG054800R0043	131	CSS-H	7TAA159180R0000	35	GRNY-125-9-C	7TAG009750R0031	133
CPS25G-25	7TCG054800R0045	130	CT-3401	7TCG009750R0009	110	GRNY-187-0-C	7TAG009750R0032	133
CPS25G-50-CV0	7TCG054800R0046	131	CT-5359	7TCG009750R0010	110	GRNY-187-9-C	7TAG009750R0033	133
CPS25W-25-EU	7TCG054800R0048	128	CT2-TB	7TCA131140R0005	137	GRNY-250-0-C	7TAG009750R0034	133
CPS25W-25-FR-EU	7TCG054800R0050	129	CT3	7TCA131990R0206	137	GRNY-250-9-C	7TAG009750R0035	133
CPS29W-15-EU	7TCG054800R0051	128				HCNY-125-9-C	7TAG054010R0111	117
CPS29W-15-FR-EU	7TCG054800R0065	129	CT7	7TCA131140R0009	137	HCNY-125-9-M	7TAG009970R0044	117
CPS30B-25	7TCG054800R0058	130	CT8	7TCA131140R0010	137	HCNY-250-9-C	7TAG009970R0045	117
CPS30B-50-CV0	7TCG054800R0059	131	CTP-9-180-0-C	7TCG009910R0048	81	HCNY-250-9-M	7TAG009970R0046	117
CPS30G-25	7TCG054800R0061	130	CTP-9-260-0-C	7TCG009910R0049	81	HCNY-375-9-C	7TAG054980R0536	117
CPS30G-50-CV0	7TCG054800R0062	131	CTP-9-360-0-C	7TCG009910R0050	81	HCNY-375-9-M	7TAG009970R0047	117
CPS32W-15-EU	7TCG054800R0064	128	CTP-9-500-0-C	7TCG009910R0051	81	HCNY-500-9-C	7TAG054980R0538	117
CPS32W-15-FR-EU	7TCG054800R0069	129	CTP-9-750-0-C	7TCG009910R0052	81	HCNY-500-9-M	7TAG009970R0048	117
CPS38W-15-EU	7TAG009740R0008	128	DAS-250	7TAA131800R0000	138	JTB-500	7TCG054830R0018	70
CPS38W-15-FR-EU	7TCG054800R0090	129	ERG120	7TAA131790R0000	136	JTB1-500	7TCG054830R0019	70
CPS3B-100	7TCG054800R0071	130	ERG50	7TAA131790R0001	136	JTN-500	7TCG054830R0020	70
CPS3B-100-CV0	7TCG054800R0072	131	FANY-812-9-C	7TAG009970R0025	119	L-10-50R-0-C	7TAG054750R0009	76
CPS3G-100	7TCG054800R0075	130	FANY-812-9-D	7TAG009970R0026	119	L-10-50R-9-C	7TAG054750R0011	76
CPS3G-100-CV0	7TCG054800R0108	131	FCC-1	7TCG009630R0012	124	L-11-50MH-0-C	7TAG054670R0001	74
CPS40B-25	7TCG054800R0076	130	FCC-1A	7TCG009630R0013	124	L-11-50MH-9-C	7TAG054670R0003	74

Part. No.	GID No.	Page	Part. No.	GID No.	Page	Part. No.	GID No.	Page
L-14-120MH-0-C	7TAG054670R0004	74	RANY-280-0-D	7TAG054980R1267	118	TB-15-50RLDH	7TCG054360R0059	78
L-14-120MH-9-C	7TAG054670R0005	74	RANY-280-9-D	7TAG009970R0150	118	TB-50RLDH	7TCG054360R0061	78
L-14-50MH-0-C	7TAG054680R0012	74	RANY-530-9-D	7TAG009970R0151	118	TC050x050A	7TAG009840R0003	91
L-14-50MH-9-C	7TAG054670R0006	74	RANY-620-9-D	7TAG009970R0152	118	TC050x050A-C	7TAG009830R0000	91
L-4-18ID-9-C	7TAG054640R0001	77	RS-4.6-200A	7TAG009420R0137	56	TC050x050AX	7TAG009840R0004	91
L-4-18ID-9-M	7TAG054640R0002	77	RS-4.6-200B	7TAG009420R0138	56	TC050x050AX-C	7TAG009830R0001	91
L-5-30MH-0-C	7TAG054680R0014	74	RS-4.6-260A	7TAG009420R0139	56	TC101	7TAG009880R0000	108
L-5-30MH-9-C	7TAG054670R0008	74	RS-4.6-260B	7TAG009420R0140	56	TC102	7TAG009880R0001	101
L-5-50PM-0-C	7TAG054980R0640	75	RS-4.6-360A	7TAG009420R0141	56	TC102-NDT	7TAG009660R0008	106
L-5-50PM-9-D	7TAG054710R0001	75	RS-4.6-360B	7TAG009420R0142	56	TC102-PDT	7TAG009660R0009	106
L-5-50PMR-0-C	7TAG054710R0002	75	RS-4.6-520A	7TAG009420R0143	56	TC103	7TAG009880R0002	108
L-5-50PMR-9-C	7TAG054980R0642	75	RS-4.6-520B	7TAG009420R0144	56	TC104	7TAG009880R0003	101
L-5-50R-0-C	7TAG054750R0012	76	RS-4.6-680A	7TAG009420R0145	56	TC105	7TAG009840R0005	103
L-500-EU	7TCA131140R0022	136	RS-4.6-680B	7TAG009420R0146	56	TC105AP	7TCG009500R0034	103
L-7-50ID-9-C	7TAG054640R0003	77	RS-7.9-200A	7TAG009420R0147	56	TC106	7TAG009910R0071	107
L-7-50ID-9-M	7TAG054640R0004	77	RS-7.9-200B	7TAG009420R0148	56	TC109	7TAG009920R0001	107
L-7-50PM-0-C	7TAG054710R0004	75	RS-7.9-360A	7TAG009420R0149	56	TC1101	7TAG009910R0072	108
L-7-50PM-9-C	7TAG054710R0005	75	RS-7.9-360B	7TAG009420R0150	56	TC1102	7TAG009910R0073	108
L-7-50PMR-9-C	7TAG054980R0648	75	RS-7.9-520A	7TAG009420R0151	56	TC1103	7TAG009910R0074	108
L-8-50R-0-C	7TAG054750R0016	76	RS-7.9-520B	7TAG009420R0152	56	TC1104	7TAG009910R0075	108
L-8-50R-9-C	7TAG054750R0018	76	RS-7.9-680A	7TAG009420R0153	56	TC1105	7TAG009910R0076	108
L300-FR	7TCA131810R0001	136	RS-7.9-680B	7TAG009420R0154	56	TC1112	7TAG009910R0077	108
MCNY-1250-0-C	7TAG009990R0006	95	S1250PWL-0	7TAG009740R0004	128	TC1113	7TAG009910R0078	108
MCNY-1250-9-C	7TAG009990R0007	95	S2000PWL-0	7TAG009740R0008	128	TC1114	7TAG009910R0079	108
MCNY-1250-9-D	7TAG009990R0008	95	S500PWL-0	7TAG009740R0018	128	TC1115	7TAG009910R0080	108
MCNY-1250-9-L	7TAG009990R0009	95	S750PWL0	7TAG009740R0024	128	TC1116	7TAG009910R0081	108
N4NY-002-0-M	7TAG009970R0050	116	SRPE-10-0	7TCG054090R0216	132	TC1117	7TAG009910R0082	108
N4NY-003-0-M	7TAG009970R0056	116	SRPE-10-9	7TCG054090R0217	132	TC112-TB	7TAG009880R0004	100
N4NY-004-0-M	7TAG009970R0063	116	SRPE-12-0	7TCG054090R0220	132	TC116-TB	7TAG009860R0003	113
N4NY-005-0-M	7TAG009970R0070	116	SRPE-12-9	7TCG054090R0221	132	TC118-TB	7TAG009860R0004	113
N4NY-006-0-M	7TAG009970R0075	116	SRPE-15-0	7TCG054090R0222	132	TC120	7TAG009860R0005	113
N4NY-008-0-M	7TAG009970R0089	116	SRPE-15-9	7TCG054090R0223	132	TC121-TB	7TAG009860R0006	111
N6NY-004C-0-M	7TAG009970R0096	116	SRPE-19-0	7TCG054090R0224	132	TC140	7TAG009880R0005	96
N6NY-005C-0-M	7TAG009970R0099	116	SRPE-19-9	7TCG054090R0225	132	TC141	7TAG009880R0006	96
N6NY-006C-0-M	7TAG009970R0102	116	SRPE-24-0	7TCG054090R0226	132	TC141-NDT	7TAG009660R0010	106
N6NY-008C-0-M	7TAG009970R0107	116	SRPE-24-9	7TCG054090R0227	132	TC142	7TAG009880R0007	96
N6NY-009-0-M	7TAG009970R0110	116	SRPE-6-0	7TCG054090R0232	132	TC142-NDT	7TAG009660R0011	106
N6NY-010-0-M	7TAG009970R0113	116	SRPE-6-9	7TCG054090R0233	132	TC142X	7TAG009840R0007	96
N6NY-011-0-M	7TAG009970R0116	116	SRPE-8-0	7TCG054090R0238	132	TC150x150	7TAG009840R0008	93
N6NY-012-0-M	7TAG009970R0119	116	SRPE-8-9	7TCG054090R0239	132	TC150x150A	7TAG009840R0009	93
N6NY-013-0-M	7TAG009970R0122	116	SS10-180	7TAG009430R0001	57	TC150x150A-L	7TAG009830R0002	93
N6NY-014-0-M	7TAG009970R0125	116	SS10-250	7TAG009430R0002	57	TC150x150AX	7TAG009840R0010	93
N6NY-016-0-M	7TAG009970R0129	116	SS16-180	7TAG009440R0008	57	TC150x150AX-L	7TAG009830R0003	93
PCNY-125-9-D	7TAG009970R0143	117	SS17-250	7TAG009430R0003	57	TC150x150L	7TAG009830R0004	93
PCNY-250-9-C	7TAG009970R0144	117	SS23-180	7TAG009440R0009	57	TC200x200	7TAG009840R0011	93
PCNY-250-9-D	7TAG009970R0145	117	SS23-250	7TAG009430R0005	57	TC200x200A	7TAG009840R0012	93
PCNY-375-9-C	7TAG009970R0146	117	SS29-180	7TAG009440R0010	57	TC200x200A-L	7TAG009830R0005	93
PCNY-375-9-D	7TAG009970R0147	117	SS29-250	7TAG009440R0011	57	TC200x200AX	7TAG009840R0013	93
PCNY-500-9-C	7TAG054010R0233	117	SS35-250	7TAG009440R0012	57	TC200x200L	7TAG009830R0006	93
PCNY-500-9-D	7TAG009970R0148	117	SS7-180	7TAG009430R0006	57	TC342	7TAG009820R0036	94
RANY-160-9-D	7TAG009970R0149	118	TB-12-50RLDH	7TCG054360R0057	78	TC342A	7TAG009820R0037	94

Appendix

Part number index

Part. No.	GID No.	Page	Part. No.	GID No.	Page	Part. No.	GID No.	Page
TC342A-NDT	7TAG009660R0012	105	TC345AX	7TAG009820R0048	91	TY1000-175-L	7TCG054520R0005	66
TC342A-X	7TAG009820R0038	94	TC5347A	7TAG009800R0007	90	TY1000-175X	7TAG054360R0101	68
TC342X	7TAG009820R0040	94	TC5347A-NDT	7TAG009660R0025	105	TY1200-175	7TAG054360R0102	68
TC344	7TAG009810R0008	91	TC5347A-PDT	7TAG009660R0026	105	TY1200-175-L	7TCG054520R0006	66
TC344A	7TAG009810R0010	91	TC5347AX	7TCG009800R0008	90	TY1200-175X	7TAG054360R0103	68
TC344A-NDT	7TAG009660R0013	105	TC5349A-TB	7TCG009890R0001	121	TY125-18-M	7TCG054360R0423	67
TC344AX	7TAG009810R0012	91	TC5350	7TCG009500R0042	121	TY125-18-C	7TCG054360R0422	66
TC345	7TAG009820R0041	91	TC5350A-TB	7TCG009890R0002	121	TY125-18X	7TCG054360R0148	69
TC347	7TAG009820R0050	90	TC5355	7TAG009870R0004	98	TY125-18-C	7TCG054360R0432	68
TC347A	7TAG009820R0051	90	TC5356	7TAG009870R0005	98	TY125-30X	7TAG054360R0121	69
TC347A-NDT	7TAG009660R0014	105	TC5357	7TAG009870R0006	98	TY125-40	7TAG054360R0123	67
TC347FR	7TAG009820R0053	90	TC5358	7TAG009850R0001	109	TY125-40-100*	7TAG054360R0125	66
TC347X	7TAG009820R0054	90	TC5359	7TAG009850R0002	109	TY125-40-9	7TAG054250R0015	148
TC349A-TB	7TCG009900R0001	121	TC5363X	7TAG009890R0003	115	TY125-40-9-100	7TCG054360R0140	148
TC349AN	7TCG009500R0035	121	TC5823	7TAG009850R0003	112	TY125-40X	7TAG054360R0141	69
TC350	7TCG009900R0002	121	TC5828	7TAG009870R0007	100	TY125-40X-0	7TAG054250R0014	148
TC350A-TB	7TCG009900R0003	121	TC804-TB	7TAG009880R0008	100	TY125-40X-0-100	7TAG054200R0010	148
TC350AN	7TCG009500R0036	121	TC812-TB	7TAG009880R0009	100	TY125-40X-100	7TAG054360R0142	68
TC368	7TAG009840R0015	90	TC814-TB	7TAG009880R0011	100	TY1435M	7TAG009520R0045	38
TC368	7TAG009840R0015	92	TC815-TB	7TAG009880R0012	102	TY15018X	7TAG054360R0151	69
TC368A	7TAG009840R0016	90	TC817-TB	7TAG009840R0020	94	TY175-50	7TAG054360R0153	67
TC368A	7TAG009840R0016	92	TC823-TB	7TAG009860R0007	112	TY175-50-100	7TAG054360R0157	66
TC375	7TAG009910R0084	108	TC823X	7TAG009860R0008	112	TY175-50-9	7TAG054330R0011	148
TC376	7TAG009910R0086	108	TC826-TB	7TAG009880R0014	100	TY175-50-9-100	7TCG054360R0177	148
TC401	7TAG009900R0007	115	TC828-TB	7TAG009880R0015	100	TY175-50X	7TAG054360R0178	69
TC402	7TAG009900R0005	115	TC88	7TAG009710R0008	122	TY175-50X-0	7TAG054330R0010	148
TC403	7TAG009900R0006	115	TC92	7TAG009910R0088	99	TY175-50X-0-100	7TAG054290R0026	148
TC412x	7TAG009900R0008	115	TC95	7TAG009910R0088	122	TY200-18-C	7TCG054360R0424	66
TC413x	7TAG009900R0009	115	TCP360	7TAA159160R0000	35	TY200-18X-C	7TCG054360R0434	68
TC502	7TAG009870R0000	101	TCP5255	7TAA159090R0004	35	TY200-120	7TCG054360R0182	67
TC5102-NDT	7TAG009660R0015	106	TCS25	7TAG009470R0057	104	TY200-120-C	7TCG054360R0428	66
TC5105	7TAG009680R0006	103	TCS25	7TAG009470R0057	105	TY200-120X	7TCG054360R0188	69
TC5140	7TAG009840R0017	96	TCZ347	7TAG009820R0055	90	TY200-120X-100	7TCG054360R0438	68
TC5141	7TAG009870R0002	96	TS1025HF	7TCG054360R0062	72	TY200-40-M	7TCG054360R0427	67
TC5141-NDT	7TAG009660R0017	106	TS1435HF	7TCG054360R0063	72	TY200-40-C	7TCG054360R0426	66
TC5141-PDT	7TAG009660R0018	106	TS2045HF	7TCG054360R0064	72	TY200-40X	7TAG054360R0228	69
TC5142	7TAG009870R0003	96	TS2845HF	7TCG054360R0065	72	TY200-40X-C	7TCG054360R0436	68
TC5142-NDT	7TAG009660R0019	106	TS3645HF	7TCG054360R0066	72	TY225-50	7TCG054360R0230	67
TC5142-PDT	7TAG009660R0020	106	TS3675HF	7TCG054360R0067	72	TY225-50-100	7TCG054360R0231	66
TC5142X	7TAG009840R0018	96	TY-TOTE 23	7TAG009930R0011	20	TY225-50X	7TCG054360R0236	69
TC5342A	7TAG009800R0000	94	TY-TOTE 25	7TAG009930R0012	20	TY225-50X-100	7TCG054360R0237	68
TC5342A-NDT	7TAG009660R0021	106	TY-TOTE 28	7TAG009930R0014	20	TY232M	7TAG009040R0005	15
TC5342A-PDT	7TAG009660R0022	106	TY100-18-M	7TCG054360R0421	67	TY232MFR	7TAG009570R0000	25
TC5344	7TAG009790R0010	91	TY100-18-C	7TCG054360R0420	66	TY232MFR-RW	7TCG009570R0013	26
TC5344A-NDT	7TAG009660R0023	106	TY100-18-9	7TAG054410R0021	148	TY232MX	7TAG009040R0007	17
TC5344A-PDT	7TAG009660R0024	106	TY100-18-9-100	7TCG054360R0095	148	TY232MX-RW	7TCG009040R0014	26
TC5344AR	7TCG009500R0039	91	TY100-18X	7TCG054360R0096	69	TY234M	7TAG009050R0000	15
TC5344AX	7TCG009790R0012	91	TY100-18X-0	7TAG054410R0021	148	TY234MX	7TAG009050R0001	17
TC5345A	7TAG009800R0002	91	TY100-18X-0-100	7TAG054410R0021	148	TY234MX-RW	7TAG009050R0005	26
TC345A	7TAG009820R0045	91	TY100-18X-C	7TCG054360R0430	68	TY23M	7TAG009040R0009	15
TC5345AX	7TAG009800R0005	91	TY1000-175	7TAG054360R0100	68	TY23M-9	7TAG009070R0103	147

Part. No.	GID No.	Page	Part. No.	GID No.	Page	Part. No.	GID No.	Page
TY23MFR	7TAG009570R0002	25	TY27M-9	7TAG009370R0030	147	TY400-40	7TAG054360R0311	67
TY23MFR-RW	7TCG009570R0008	26	TY27M-A	7TAG009640R0003	22	TY400-40-100	7TAG054360R0312	66
TY23MX	7TAG009040R0011	17	TY27MFR	7TAG009570R0006	25	TY400-40X	7TAG054360R0313	69
TY23MX-A	7TAG009640R0000	22	TY27MFR-RW	7TCG009570R0012	26	TY400-40X-100	7TAG054360R0314	68
TY23MX-0	7TAG009040R0021	147	TY27MX-0	7TAG009320R0009	147	TY400-50	7TAG054360R0315	67
TY23MX-RW	7TCG009040R0015	26	TY27MX-0	7TAG009320R0009	147	TY400-50-100	7TAG054360R0316	66
TY242M	7TAG009120R0000	15	TY27MX-RW	7TAG009320R0006	26	TY400-50-9	7TAG054330R0014	148
TY242MX	7TAG009130R0004	17	TY27MX*	7TAG009320R0004	17	TY400-50-9-100	7TCG054360R0333	148
TY242MX-RW	7TCG009130R0011	26	TY28M	7TAG009210R0048	15	TY400-50X	7TAG054360R0336	69
TY244M	7TCG009130R0005	15	TY28M-9	7TAG009270R0028	147	TY400-50X-0	7TAG054330R0015	148
TY244MX	7TCG009130R0006	17	TY28MFR	7TAG009570R0007	25	TY400-50X-0-100	7TAG054290R0028	148
TY244MX-A	7TAG009640R0001	22	TY28MFR-RW	7TCG009570R0011	26	TY400-50X-100	7TAG054360R0337	68
TY244MX-RW	7TCG009130R0012	26	TY28MX	7TAG009210R0050	17	TY409	7TAG009550R0018	80
TY24M	7TAG009130R0007	15	TY28MX-A	7TAG009210R0051	22	TY4100PX	7TCG009460R0099	36
TY24M-9	7TAG009160R0024	147	TY28MX-0	7TAG009210R0093	147	TY41M	7TAG009520R0061	79
TY24M-9	7TAG009160R0024	147	TY28MX-RW	7TCG009210R0086	26	TY450-50-C	7TCG054290R0033	66
TY24MFR	7TAG009570R0003	25	TY29M	7TAG009330R0012	15	TY450-50-D	7TCG054290R0037	67
TY24MFR-RW	7TCG009570R0009	26	TY29M-9	7TCG009370R0039	147	TY450-50X-C	7TCG054290R0035	68
TY24MX	7TAG009130R0009	17	TY29MX	7TAG009330R0014	17	TY450-120-L	7TCG054410R0023	66
TY24MX-0	7TAG009120R0010	147	TY29MX-0	7TAG009320R0008	147	TY450-120X-L	7TCG054410R0026	68
TY24MX-0	7TAG009120R0010	147	TY29MX-RW	7TCG009330R0012	26	TY46M	7TAG009510R0018	44
TY24MX-RW	7TCG009130R0010	26	TY300-40	7TCG054360R0240	67	TY46MD	7TAG009510R0025	44
TY253M	7TAG009220R0001	15	TY300-40-100	7TCG054360R0241	66	TY46MF	7TAG009510R0031	44
TY253M-9	7TAG009000R0223	147	TY300-40X	7TCG054360R0256	69	TY46MT	7TAG009510R0033	44
TY253MX	7TAG009220R0003	17	TY300-40X-100	7TCG054360R0257	68	TY48M	7TAG009510R0039	44
TY253MX-A	7TAG009640R0009	22	TY300-50	7TAG054360R0259	67	TY500-245X-L	7TCG054510R0014	68
TY253MX-0	7TAG009210R0094	147	TY300-50-100	7TAG054360R0260	66	TY500-245-L**	7TCG054510R0010	66
TY253MX-RW	7TCG009220R0011	26	TY300-50-9	7TAG054330R0012	148	TY512M	7TAG009510R0044	43
TY25M	7TAG009210R0042	15	TY300-50-9-100	7TCG054360R0277	148	TY51M	7TAG009510R0046	43
TY25M-9	7TAG009270R0019	147	TY300-50X	7TAG054360R0278	69	TY52315M	7TAG009020R0050	14
TY25MFR	7TAG009570R0004	25	TY300-50X-0	7TAG054330R0013	148	TY52315MX	7TAG009020R0051	16
TY25MFR-RW	7TCG009570R0010	26	TY300-50X-0-100	7TAG054290R0027	148	TY5232MR	7TCG009030R0080	14
TY25MX	7TAG009210R0045	17	TY300-50X-100	7TAG054360R0279	68	TY5232MXR	7TCG009030R0082	16
TY25MX-A	7TAG009640R0002	22	TY33M	7TAG009520R0048	38	TY5234M	7TAG009020R0052	14
TY25MX-0	7TAG009210R0092	147	TY33MX	7TAG009520R0048	38	TY5234MX	7TAG009010R0011	16
TY25MX-RW	7TCG009210R0085	26	TY34M	7TAG009520R0049	38	TY523M-9	7TAG009010R0037	147
TY26M	7TAG009120R0002	15	TY34MX	7TAG009520R0050	38	TY523M-CLRS	7TAG009070R0122	19
TY26MX	7TAG009120R0004	17	TY35M	7TAG009520R0053	38	TY523MR-PDT	7TCG009660R0107	33
TY26MX-RW	7TCG009120R0006	26	TY35MX	7TAG009520R0056	38	TY523MR	7TCG009030R0085	14
TY271M	7TCG009450R0162	15	TY37M	7TAG009520R0057	38	TY523MR-NDT	7TCG009330R0027	32
TY271MX	7TCG009450R0163	17	TY37MX	7TAG009520R0060	38	TY523MR-NDT	7TCG009330R0027	32
TY272M	7TAG009340R0002	15	TY38M	7TAG009530R0005	39	TY523MX-0	7TAG009010R0036	147
TY272MFR	7TAG009570R0005	25	TY38MX	7TAG009530R0006	39	TY523MXR	7TCG009450R0168	16
TY272MX	7TAG009330R0007	17	TY400-120	7TAG054360R0282	67	TY5242MR	7TCG009110R0021	14
TY272MX-RW	7TAG009330R0008	26	TY400-120-100	7TCG054360R0284	66	TY5242MXR	7TCG009110R0022	16
TY275M	7TAG009330R0009	15	TY400-120-9	7TAG054410R0021	148	TY5244MR	7TCG009110R0023	14
TY275MX	7TAG009320R0001	17	TY400-120-9-100	7TAG054410R0022	148	TY5244MXR	7TCG009110R0025	16
TY277M	7TAG009340R0003	15	TY400-120X	7TAG054360R0307	69	TY524M-9	7TAG009080R0004	147
TY277MX	7TAG009330R0010	17	TY400-120X-0	7TAG054410R0019	148	TY524M-CLRS	7TAG009160R0047	19
TY277MX-RW	7TAG009340R0003	26	TY400-120X-0-100	7TAG054410R0020	148	TY524MR	7TCG009110R0026	14
TY27M	7TAG009320R0003	15	TY400-120X-100	7TCG054360R0308	68	TY524MR-NDT	7TCG009330R0028	32

Appendix

Part number index

Part. No.	GID No.	Page	Part. No.	GID No.	Page	Part. No.	GID No.	Page
TY524MR-NDT	7TCG009330R0028	32	TY53510MX-0	7TCG009380R0002	147	TYB2315MX	7TAG009050R0003	17
TY524MX-0	7TAG009080R0003	147	TY535M	7TAG009520R0068	38	TYB232M	7TCG009020R0054	18
TY524MXR	7TCG009450R0172	16	TY535MX	7TAG009520R0069	38	TYB232MX	7TCG009020R0055	18
TY5253M-9	7TAG009170R0013	147	TY537M	7TAG009520R0070	38	TYB23M	7TCG009450R0186	18
TY5253M-NDT	7TAG009660R0071	32	TY537MX	7TAG009520R0071	38	TYB23MX	7TCG009960R0068	18
TY5253MR	7TCG009200R0017	14	TY53M	7TAG009510R0052	43	TYB24M	7TCG009140R0019	18
TY5253MX-0	7TAG009170R0012	147	TY5409	7TAG009550R0020	80	TYB24MX	7TCG009960R0069	18
TY5253MXR	7TCG009200R0019	16	TY5409	7TAG009550R0020	82	TYB25M	7TCG009450R0193	18
TY525M-9	7TAG009270R0036	147	TY5418PX	7TAG009550R0021	37	TYB25MX	7TCG009450R0198	18
TY525M-CLRS	7TAG009270R0037	19	TY541M	7TAG009520R0072	79	TYB271MX-RW	7TCG009450R0226	25
TY525MR-PDT	7TCG009660R0109	33	TY541M	7TAG009520R0072	80	TYC25MX	7TCG009580R0001	31
TY525MR	7TCG009200R0021	14	TY5424PX	7TAG009550R0022	37	TYC272MX	7TCG009580R0002	31
TY525MR-NDT	7TCG009330R0026	32	TY5442PX	7TAG009550R0025	37	TYC27MX	7TCG009580R0003	31
TY525MR-NDT	7TCG009330R0026	32	TY544MX	7TAG009530R0008	41	TYC28MX	7TCG009580R0004	31
TY525MX-0	7TAG009170R0011	147	TY54513M	7TCG009380R0003	14	TYC29MX	7TCG009580R0005	31
TY525MXR	7TCG009200R0023	16	TY54513MX	7TCG009380R0005	16	TYC525MX	7TCG009580R0006	31
TY526MR	7TCG009450R0177	14	TY54513MX-0	7TCG009380R0005	147	TYC527MX	7TCG009580R0007	31
TY526MXR	7TCG009450R0178	16	TY545MX	7TAG009520R0073	41	TYD-50R	7TAA159090R0005	34
TY5271MR	7TCG009450R0180	14	TY5460PX	7TAG009550R0026	37	TYD-LH	7TAA159090R0006	34
TY5271MXR	7TCG009450R0181	16	TY546M	7TAG009510R0058	44	TYF35M	7TCG009520R0076	38
TY5272MR	7TCG009460R0102	14	TY546MD	7TAG009510R0059	44	TYF535M	7TCG009520R0077	38
TY5272MXR	7TCG009460R0103	16	TY546MF	7TAG009510R0060	44	TYG34M	7TCG009520R0078	40
TY5275M	7TAG009290R0004	14	TY546MT	7TAG009510R0061	44	TYG34MX	7TCG009520R0079	40
TY5275MX	7TAG009280R0000	16	TY548M	7TAG009510R0063	44	TYG534M	7TCG009520R0080	40
TY5277M	7TAG009290R0005	14	TY545M	7TCG009460R0104	39	TYG534MX	7TCG009520R0081	40
TY5277MX	7TAG009290R0006	16	TY545MX	7TCG009460R0105	39	TYH232M	7TCG009590R0001	21
TY527M-9	7TAG009280R0008	147	TY5512M	7TAG009510R0064	43	TYH23M	7TCG009590R0002	21
TY527MR-PDT	7TCG009660R0108	33	TY551M	7TAG009510R0065	43	TYH242M	7TCG009590R0003	21
TY527MR	7TCG009310R0017	14	TY5532M	7TAG009510R0067	43	TYH24M	7TAG009590R0004	21
TY527MR-NDT	7TCG009330R0029	32	TY553M	7TAG009510R0069	43	TYH253M	7TAG009590R0005	21
TY527MX-0	7TAG009280R0006	147	TY600-120-L	7TCG054410R0024	66	TYH25M	7TAG009590R0006	21
TY527MXR	7TCG009310R0020	16	TY600-120X-L	7TCG054410R0027	68	TYH26M	7TCG009590R0007	21
TY528M-9	7TBG009010R0027	147	TY600-175	7TAG054360R0345	71	TYH272M	7TCG009590R0008	21
TY528M-CLRS	7TAG009270R0055	19	TY600-175-L	7TCG054410R0024	66	TYH27M	7TAG009590R0009	21
TY528MR-PDT	7TCG009660R0106	33	TY600-175X	7TAG054360R0346	71	TYH28M	7TAG009590R0010	21
TY528MR	7TCG009450R0183	14	TY500-175X-L	7TCG054530R0026	68	TYH29M	7TCG009590R0011	21
TY528MR-NDT	7TCG009330R0025	32	TY635M	7TAG009520R0074	38	TYHB23M	7TCG009460R0111	21
TY528MX-0	7TAG009170R0010	147	TY635MX	7TAG009520R0075	38	TYHR525M-5	7TAG009600R0007	24
TY528MXR	7TCG009200R0025	16	TY720-245X-L	7TCG054510R0015	68	TYHR527M-5	7TAG009600R0009	24
TY529M	7TAG009280R0004	14	TY720-245-L**	7TCG054510R0011	66	TYHR528M-5	7TAG009600R0008	24
TY529M-9	7TAG009280R0009	147	TY800-120-L	7TCG054410R0025	66	TYHT23M	7TAG009590R0012	23
TY529MX	7TAG009280R0004	16	TY800-120X-L	7TCG054410R0028	68	TYHT24M	7TAG009590R0013	23
TY529MX-0	7TAG009280R0007	147	TY900-175	7TAG054360R0350	71	TYHT25M	7TAG009590R0014	23
TY532M	7TAG009510R0050	43	TY900-175-L	7TCG054510R0009	66	TYHT277M	7TAG009000R0326	23
TY533M	7TAG009520R0062	38	TY900-175X	7TAG054360R0351	71	TYHT27M	7TAG009590R0015	23
TY533MX	7TAG009520R0063	38	TY900-175X-L	7TCG054510R0013	68	TYHT28M	7TAG009590R0016	23
TY53418PX	7TAG009550R0019	37	TY1000-175X-L	7TCG054520R0007	68	TYL300M	7TCG054360R0353	71
TY534M	7TAG009520R0064	38	TY1050-245X-L	7TCG054510R0016	68	TYL300MX	7TCG054360R0354	71
TY534MX	7TAG009520R0065	38	TY1050-245-L**	7TCG054510R0012	66	TYL546M	7TCG054360R0355	71
TY53510M	7TCG009380R0001	14	TY1200-175X-L	7TCG054520R0008	68	TYL546MX	7TCG054360R0356	71
TY53510MX	7TCG009380R0002	16	TYB2315M	7TAG009050R0002	15	TYP23MX	7TAG009600R0000	30

Part. No.	GID No.	Page	Part. No.	GID No.	Page	Part. No.	GID No.	Page
TYP25MX	7TAG009600R0001	30	YID-CHAR-D	7TCG009470R0079	62	YLD-7-610-B	7TCG009450R0224	58
TYP27MX	7TAG009600R0002	30	YID-CHAR-E	7TCG009470R0080	62	YLD-7-610-BC	7TCG009450R0225	59
TYP28MX	7TAG009600R0003	30	YID-CHAR-EARTH	7TCG009470R0081	63	YLS-12-1000B	7TCG009420R0032	54
TYR505	7TAG009540R0001	42	YID-CHAR-F	7TCG009470R0082	62	YLS-12-1000BC	7TCG009420R0033	55
TYR508	7TAG009540R0002	42	YID-CHAR-G	7TCG009470R0083	62	YLS-12-1200B	7TCG009420R0034	54
TYRAP PROF KIT	7TCA131140R0038	20	YID-CHAR-H	7TCG009470R0084	62	YLS-12-1200BC	7TCG009420R0035	55
TYV23M	7TAG009000R0330	28	YID-CHAR-I	7TCG009470R0085	62	YLS-12-1400B	7TCG009420R0036	54
TYV25M	7TAG009610R0000	28	YID-CHAR-J	7TCG009470R0086	62	YLS-12-1400BC	7TCG009420R0037	55
TYV523M	7TAG009610R0001	28	YID-CHAR-K	7TCG009470R0087	62	YLS-12-200B	7TCG009420R0038	54
TYV525M	7TAG009610R0002	28	YID-CHAR-L	7TCG009470R0088	62	YLS-12-200BC	7TCG009420R0039	55
TYZ23M	7TAG009620R0000	29	YID-CHAR-M	7TCG009470R0089	62	YLS-12-300B	7TCG009420R0040	54
TYZ25M	7TAG009620R0002	29	YID-CHAR-MINUS	7TCG009470R0090	63	YLS-12-300BC	7TCG009420R0041	55
TYZ27M	7TAG009620R0004	29	YID-CHAR-N	7TCG009470R0091	62	YLS-12-360B	7TCG009420R0042	54
TYZ28M	7TAG009620R0005	29	YID-CHAR-O	7TCG009470R0092	62	YLS-12-360BC	7TCG009420R0043	55
TYZ523M	7TAG009620R0006	29	YID-CHAR-P	7TCG009470R0093	62	YLS-12-440B	7TCG009420R0044	54
TYZ525M	7TAG009620R0007	29	YID-CHAR-PLUS	7TCG009470R0094	63	YLS-12-440BC	7TCG009420R0045	55
TYZ527M	7TAG009620R0008	29	YID-CHAR-Q	7TCG009470R0095	62	YLS-12-520B	7TCG009420R0046	54
TYZ528M	7TAG009620R0009	29	YID-CHAR-R	7TCG009470R0096	62	YLS-12-520BC	7TCG009420R0047	55
WT1-TB	7TAA131800R0004	136	YID-CHAR-S	7TCG009470R0097	62	YLS-12-600B	7TCG009420R0048	54
WT2-TB	7TAA131800R0007	136	YID-CHAR-SINE	7TCG009470R0098	63	YLS-12-600BC	7TCG009420R0049	55
WT3D	7TAA131800R0008	136	YID-CHAR-SLASH	7TCG009470R0099	63	YLS-12-680B	7TCG009420R0050	54
WT3S	7TAA131810R0002	137	YID-CHAR-T	7TCG009470R0100	62	YLS-12-680BC	7TCG009420R0051	55
WTA250	7TAA131800R0009	137	YID-CHAR-U	7TCG009470R0101	62	YLS-12-760B	7TCG009420R0052	54
WTA290	7TAA131810R0003	137	YID-CHAR-V	7TCG009470R0102	62	YLS-12-760BC	7TCG009420R0053	55
WTXM	7TAG009770R0000	114	YID-CHAR-W	7TCG009470R0103	62	YLS-12-840B	7TCG009420R0054	54
XMNY-375-0-D	7TAG009770R0001	114	YID-CHAR-X	7TCG009470R0104	62	YLS-12-840BC	7TCG009420R0055	55
XMNY-500-0-D	7TAG009770R0002	114	YID-CHAR-Y	7TCG009470R0105	62	YLS-12-920B	7TCG009420R0056	54
XMNY-625-0-D	7TAG009770R0003	114	YID-CHAR-Z	7TCG009470R0106	62	YLS-12-920BC	7TCG009420R0057	55
XMNY-750-0-D	7TAG009770R0004	114	YID-STRIP-10	7TCG009470R0107	63	YLS-16-1000B	7TCG009420R0058	54
YBR-12.7-25BC	7TCG009460R0126	61	YID-STRIP-16	7TCG009470R0108	63	YLS-16-1000BC	7TCG009420R0059	55
YBR-15.9-25BC	7TCG009460R0127	61	YID-STRIP-20	7TCG009470R0109	63	YLS-16-1200B	7TCG009420R0060	54
YBR-19.1-25BC	7TCG009460R0128	61	YID-STRIP-30	7TCG009470R0110	63	YLS-16-1200BC	7TCG009420R0061	55
YBR-6.4-25BC	7TCG009460R0129	61	YID-STRIP-6	7TCG009470R0111	63	YLS-16-1400B	7TCG009420R0062	54
YBR-9.5-25BC	7TCG009460R0130	61	YLD-12-150-B	7TCG009460R0133	58	YLS-16-1400BC	7TCG009420R0063	55
YBRH-12.7	7TCG009470R0059	61	YLD-12-150-BC	7TCG009450R0210	59	YLS-16-200B	7TCG009420R0064	54
YBRH-15.9	7TCG009470R0060	61	YLD-12-225-B	7TCG009460R0136	58	YLS-16-200BC	7TCG009420R0065	55
YBRH-19.1	7TCG009470R0061	61	YLD-12-225-BC	7TCG009450R0211	59	YLS-16-300B	7TCG009420R0066	54
YBRH-6.4	7TCG009470R0062	61	YLD-12-300-B	7TCG009450R0212	58	YLS-16-300BC	7TCG009420R0067	55
YBRH-9.5	7TCG009470R0063	61	YLD-12-300-BC	7TCG009450R0213	59	YLS-16-360B	7TCG009420R0068	54
YID-CHAR-1	7TCG009470R0065	63	YLD-12-450-B	7TCG009450R0214	58	YLS-16-360BC	7TCG009420R0069	55
YID-CHAR-2	7TCG009470R0066	63	YLD-12-450-BC	7TCG009450R0215	59	YLS-16-440B	7TCG009420R0070	54
YID-CHAR-3	7TCG009470R0067	63	YLD-12-610-B	7TCG009460R0143	58	YLS-16-440BC	7TCG009420R0071	55
YID-CHAR-4	7TCG009470R0068	63	YLD-12-610-BC	7TCG009460R0144	59	YLS-16-520B	7TCG009420R0072	54
YID-CHAR-5	7TCG009470R0069	63	YLD-7-150-B	7TCG009450R0217	58	YLS-16-520BC	7TCG009420R0073	55
YID-CHAR-6	7TCG009470R0070	63	YLD-7-150-BC	7TCG009450R0218	59	YLS-16-600B	7TCG009420R0074	54
YID-CHAR-7	7TCG009470R0071	63	YLD-7-225-B	7TCG009450R0219	58	YLS-16-600BC	7TCG009420R0075	55
YID-CHAR-8	7TCG009470R0072	63	YLD-7-225-BC	7TCG009450R0220	59	YLS-16-680B	7TCG009420R0076	54
YID-CHAR-A	7TCG009470R0074	62	YLD-7-300-B	7TCG009450R0221	58	YLS-16-680BC	7TCG009420R0077	55
YID-CHAR-B	7TCG009470R0075	62	YLD-7-300-BC	7TCG009450R0222	59	YLS-16-760B	7TCG009420R0078	54
YID-CHAR-BLANK	7TCG009470R0076	63	YLD-7-450-B	7TCG009460R0157	58	YLS-16-760BC	7TCG009420R0079	55
YID-CHAR-C	7TCG009470R0078	62	YLD-7-450-BC	7TCG009450R0223	59	YLS-16-840B	7TCG009420R0080	54

Appendix

Part number index

Part. No.	GID No.	Page	Part. No.	GID No.	Page	Part. No.	GID No.	Page
YLS-16-840BC	7TCG009420R0081	55	YLS-7.9-100B	7TCG009420R0108	53	YLS7.9-520A	7TCG009410R0042	53
YLS-16-920B	7TCG009420R0082	54	YLS-7.9-100BC	7TCG009420R0109	53	YRL-10-150-BC	7TCG009210R0062	60
YLS-16-920BC	7TCG009420R0083	55	YLS-7.9-1200A	7TCG009420R0110	53	YRL-10-230-BC	7TCG009210R0064	60
YLS-4.6-1000A	7TCG009410R0009	51	YLS-7.9-1200B	7TCG009420R0111	53	YRL-10-330-BC	7TCG009210R0066	60
YLS-4.6-1000B	7TCG009420R0084	51	YLS-7.9-1200BC	7TCG009420R0112	53	YRL-10-450-BC	7TCG009210R0068	60
YLS-4.6-1000BC	7TCG009420R0085	53	YLS-7.9-125A	7TCG009420R0113	53	YRL-10-650-BC	7TCG009210R0070	60
YLS-4.6-100A	7TCG009410R0010	51	YLS-7.9-125B	7TCG009420R0114	53	YRL-10-750-BC	7TCG009210R0072	60
YLS-4.6-100B	7TCG009410R0011	51	YLS-7.9-125BC	7TCG009420R0115	53	YRL-10-900-BC	7TCG009210R0074	60
YLS-4.6-100BC	7TCG009410R0012	53	YLS-7.9-1400A	7TCG009420R0116	53	YRL-5-150-BC	7TCG009210R0075	60
YLS-4.6-1200A	7TCG009420R0086	51	YLS-7.9-1400B	7TCG009420R0117	53	YRL-5-230-BC	7TCG009210R0077	60
YLS-4.6-1200B	7TCG009420R0087	51	YLS-7.9-1400BC	7TCG009420R0118	53	YRL-5-330-BC	7TCG009210R0079	60
YLS-4.6-1200BC	7TCG009420R0088	53	YLS-7.9-150A	7TCG009420R0119	53	YRL-5-450-BC	7TCG009210R0081	60
YLS-4.6-125A	7TCG009410R0013	51	YLS-7.9-150B	7TCG009420R0120	53	YRL-5-650-BC	7TCG009210R0083	60
YLS-4.6-125B	7TCG009410R0014	51	YLS-7.9-150BC	7TCG009410R0024	53			
YLS-4.6-125BC	7TCG009420R0089	53	YLS-7.9-200B	7TCG009410R0025	53			
YLS-4.6-1400A	7TCG009420R0090	51	YLS-7.9-200BC	7TCG009420R0122	53			
YLS-4.6-1400B	7TCG009420R0091	51	YLS-7.9-300A	7TCG009410R0026	53			
YLS-4.6-1400BC	7TCG009420R0092	53	YLS-7.9-300B	7TCG009410R0027	53			
YLS-4.6-150A	7TCG009410R0015	51	YLS-7.9-300BC	7TCG009410R0028	53			
YLS-4.6-150B	7TCG009420R0093	51	YLS-7.9-360B	7TCG009410R0029	53			
YLS-4.6-200BC	7TCG009420R0094	53	YLS-7.9-360BC	7TCG009410R0030	53			
YLS-4.6-300A	7TCG009410R0016	51	YLS-7.9-520B	7TCG009410R0031	53			
YLS-4.6-300B	7TCG009410R0017	51	YLS-7.9-520BC	7TCG009420R0124	53			
YLS-4.6-300BC	7TCG009410R0018	53	YLS-7.9-680A	7TCG009420R0125	53			
YLS-4.6-360BC	7TCG009420R0098	53	YLS-7.9-680B	7TCG009410R0032	53			
YLS-4.6-520B	7TCG009410R0019	51	YLS-7.9-680BC	7TCG009420R0126	53			
YLS-4.6-520BC	7TCG009420R0101	53	YLS-7.9-840A	7TCG009420R0127	53			
YLS-4.6-680A	7TCG009410R0020	51	YLS-7.9-840B	7TCG009410R0033	53			
YLS-4.6-680B	7TCG009410R0021	51	YLS-7.9-840BC	7TCG009420R0128	53			
YLS-4.6-680BC	7TCG009410R0022	53	YLS4.6-150BC	7TCG009410R0034	53			
YLS-4.6-840A	7TCG009420R0102	51	YLS4.6-200A	7TCG009410R0035	51			
YLS-4.6-840B	7TCG009420R0103	51	YLS4.6-200B	7TCG009410R0036	51			
YLS-4.6-840BC	7TCG009420R0104	53	YLS4.6-360A	7TCG009410R0037	51			
YLS-7.9-1000A	7TCG009410R0023	53	YLS4.6-360B	7TCG009410R0038	51			
YLS-7.9-1000B	7TCG009420R0105	53	YLS4.6-520A	7TCG009410R0039	51			
YLS-7.9-1000BC	7TCG009420R0106	53	YLS7.9-200A	7TCG009410R0040	53			
YLS-7.9-100A	7TCG009420R0107	53	YLS7.9-360A	7TCG009410R0041	53			

Additional information

We reserve the right to make technical changes or modify the contents of this document without prior notice. With regard to purchase orders, the agreed particulars shall prevail. ABB AG does not accept any responsibility whatsoever for potential errors or possible lack of information in this document.

We reserve all rights in this document and in the subject matter and illustrations contained therein. Any reproduction, disclosure to third parties or utilisation of its contents – in whole or in parts – is forbidden without prior written consent of ABB AG.



ABB Installation Products Division

Electrification Business

Tower Court

Courtaulds Way

Foleshill Enterprise Park

Sales Tel: +44 (0) 333 999 9900

Sales Fax: +44 (0) 333 999 9901

E-mail: lv.enquiries@gb.abb.com

new.abb.com/low-voltage